2020

Uttarakhand Open University

[Stakeholders Feedback Impact Analysis]

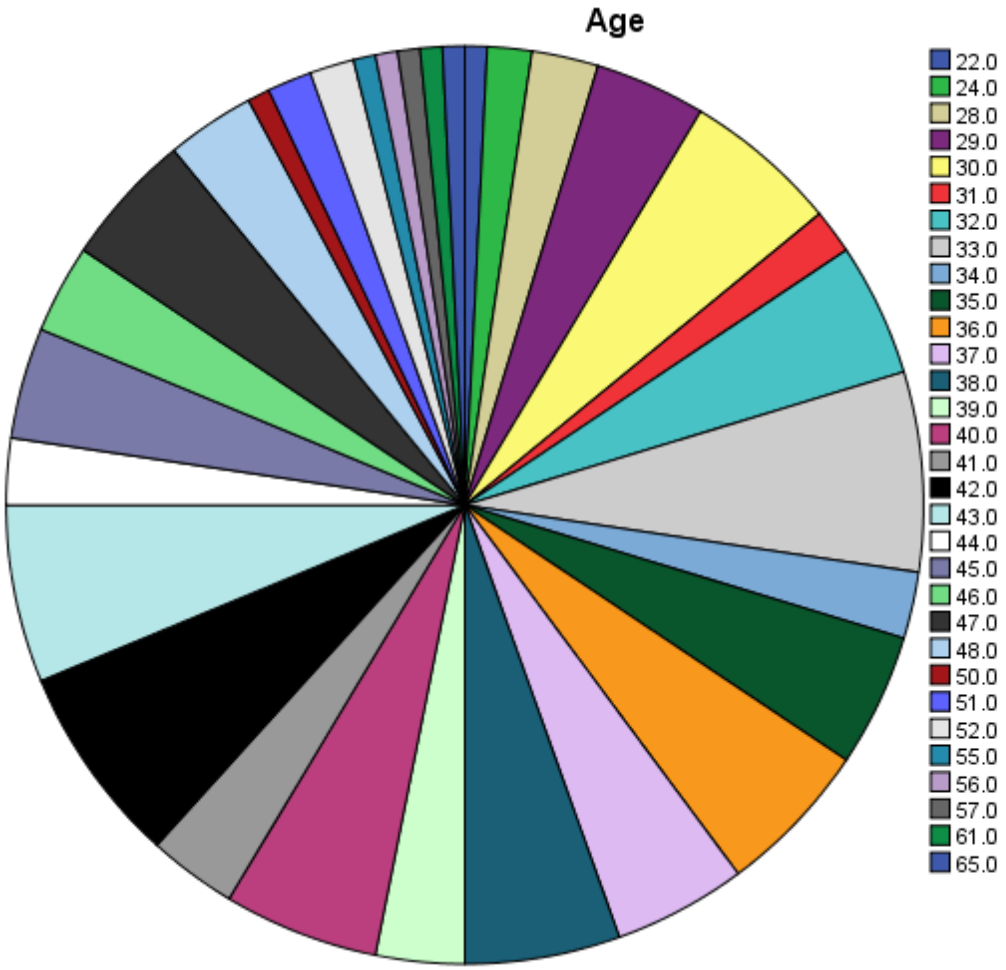

Age

		Frequency	Percent	Valid Percent	Cumulative Percent
Valid	22.0	1	.8	.8	.8
	24.0	2	1.6	1.6	2.3
	28.0	3	2.3	2.3	4.7
	29.0	5	3.9	3.9	8.6
	30.0	7	5.5	5.5	14.1
	31.0	2	1.6	1.6	15.6
	32.0	6	4.7	4.7	20.3
	33.0	9	7.0	7.0	27.3
	34.0	3	2.3	2.3	29.7

35.0	6	4.7	4.7	34.4
36.0	7	5.5	5.5	39.8
37.0	6	4.7	4.7	44.5
38.0	7	5.5	5.5	50.0
39.0	4	3.1	3.1	53.1
40.0	7	5.5	5.5	58.6
41.0	4	3.1	3.1	61.7
42.0	9	7.0	7.0	68.8
43.0	8	6.3	6.3	75.0
44.0	3	2.3	2.3	77.3
45.0	5	3.9	3.9	81.3
46.0	4	3.1	3.1	84.4
47.0	6	4.7	4.7	89.1
48.0	4	3.1	3.1	92.2
50.0	1	.8	.8	93.0
51.0	2	1.6	1.6	94.5
52.0	2	1.6	1.6	96.1
55.0	1	.8	.8	96.9
56.0	1	.8	.8	97.7
57.0	1	.8	.8	98.4
61.0	1	.8	.8	99.2
65.0	1	.8	.8	100.0
Total	128	100.0	100.0	

Frequencies

Notes

Output Created		17-FEB-2020 16:48:39
Comments		
Input	Active Dataset	DataSet1
	Filter	<none>
	Weight	<none>
	Split File	<none>

	N of Rows in Working Data File	128
Missing Value Handling	Definition of Missing	User-defined missing values are treated as missing.
	Cases Used	Statistics are based on all cases with valid data.
Syntax		FREQUENCIES VARIABLES=AgeCI /PIECHART FREQ /ORDER=ANALYSIS.
Resources	Processor Time	00:00:00.72
	Elapsed Time	00:00:00.81

```
[DataSet1] C:\Users\Acer\Desktop\priyanka\curriculum.sav
```

Statistics

AgeCI

N	Valid	128
	Missing	0

AgeCI

		Frequency	Percent	Valid Percent	Cumulative Percent
Valid	18-28	6	4.7	4.7	4.7
	28-38	58	45.3	45.3	50.0
	38-48	54	42.2	42.2	92.2
	48-58	8	6.3	6.3	98.4
	58-68	2	1.6	1.6	100.0
	Total	128	100.0	100.0	

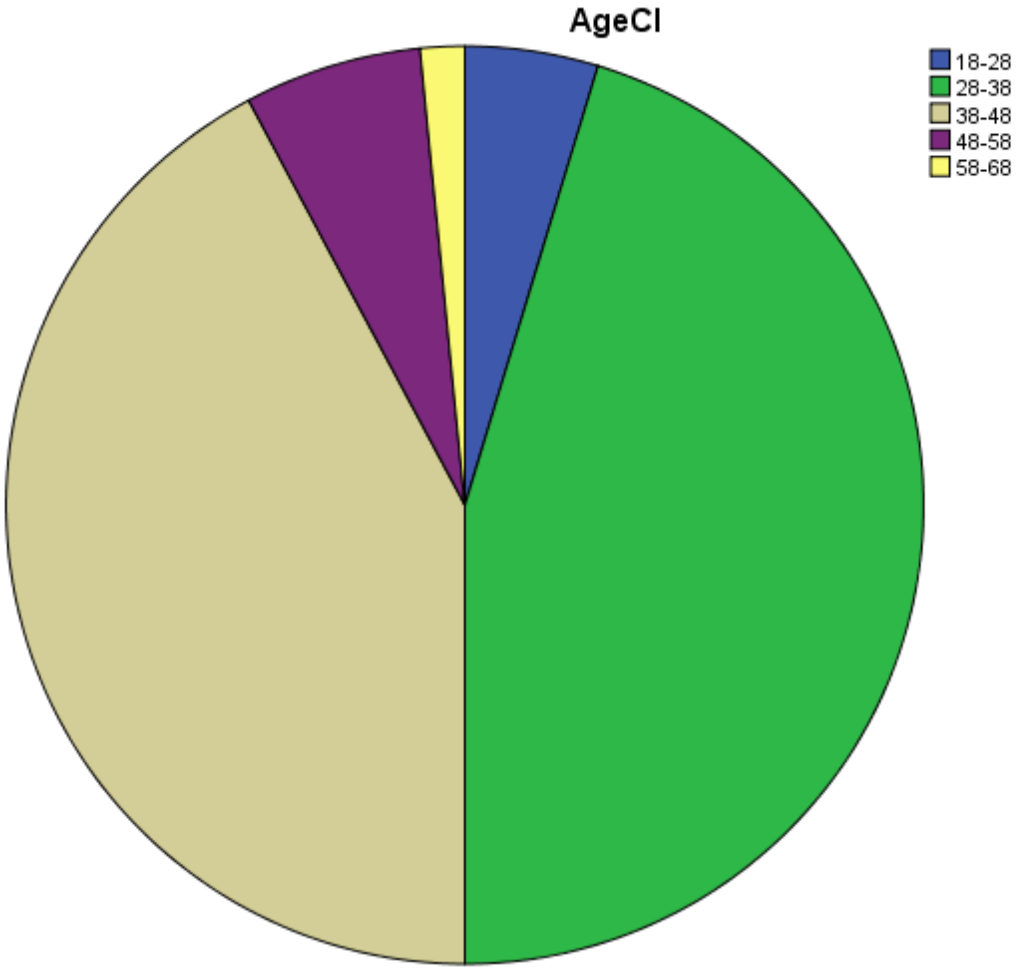

Gender

		Frequency	Percent	Valid Percent	Cumulative Percent
Valid	Female	37	28.9	28.9	28.9
	Male	91	71.1	71.1	100.0
	Total	128	100.0	100.0	

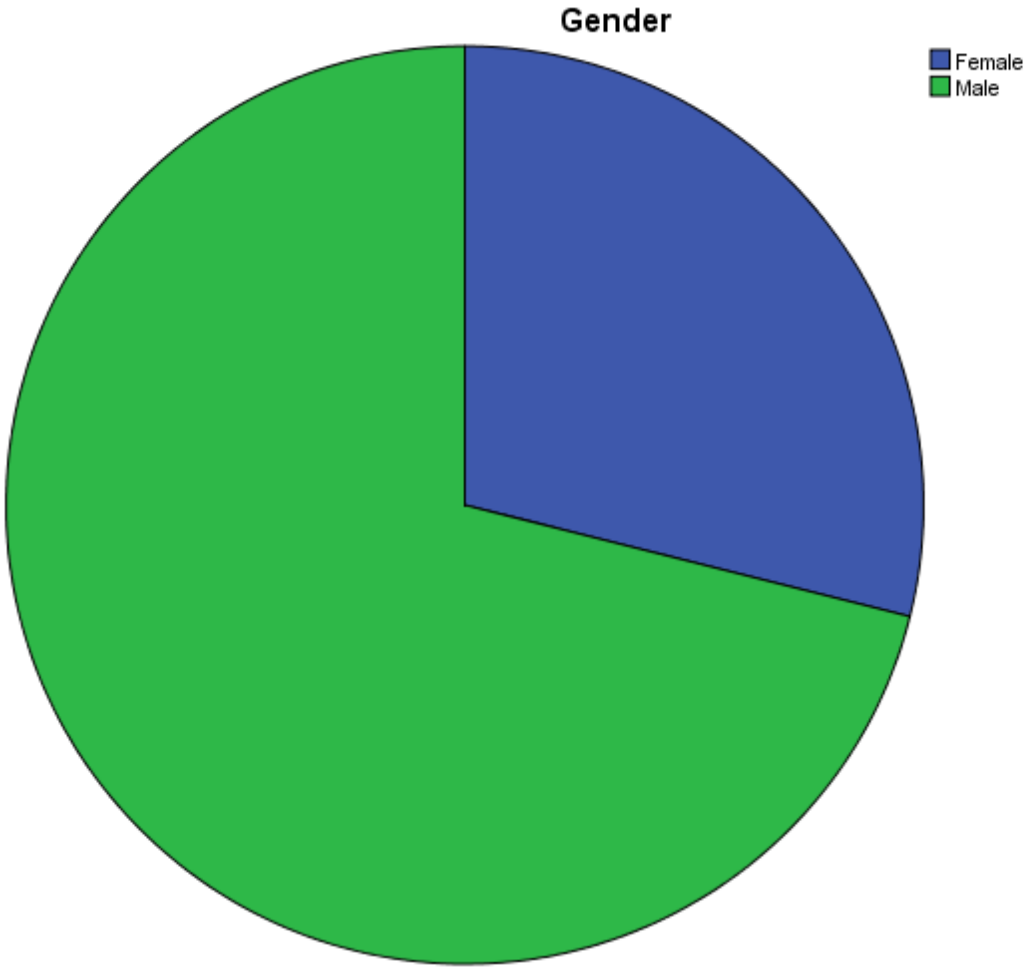

Frequency Table

1. All-round development of learners is the main purpose of curricula.

		Frequency	Percent	Valid Percent	Cumulative Percent
Valid	Neutral	2	1.6	1.6	1.6
	Agree	53	41.4	41.4	43.0
	Strongly Agree	73	57.0	57.0	100.0
	Total	128	100.0	100.0	

2. Curricula of the University are designed to meet the local, regional, national and global needs of the society in conformity with its vision and mission.

		Frequency	Percent	Valid Percent	Cumulative Percent
Valid	Disagree	1	.8	.8	.8
	Neutral	1	.8	.8	1.6
	Agree	59	46.1	46.1	47.7
	Strongly Agree	67	52.3	52.3	100.0
	Total	128	100.0	100.0	

3.The instructional design is systematically planned as per the expected target group of learners.

		Frequency	Percent	Valid Percent	Cumulative Percent
Valid	Neutral	1	.8	.8	.8
	Agree	78	60.9	60.9	61.7
	Strongly Agree	49	38.3	38.3	100.0
	Total	128	100.0	100.0	

4. The media components selected for the delivery of instruction and development of self learning materials (SLMs) are as per the expected target group of learners.

		Frequency	Percent	Valid Percent	Cumulative Percent
Valid	Neutral	5	3.9	3.9	3.9
	Agree	77	60.2	60.2	64.1
	Strongly Agree	46	35.9	35.9	100.0
	Total	128	100.0	100.0	

5. The delivery of instruction and development of self learning materials (SLMs) are as per the expected target group of learners.

		Frequency	Percent	Valid Percent	Cumulative Percent
Valid	Disagree	1	.8	.8	.8

	Neutral	4	3.1	3.1	3.9
	Agree	74	57.8	57.8	61.7
	Strongly Agree	49	38.3	38.3	100.0
	Total	128	100.0	100.0	

6. There is diversity of the programmes being offered by Uttarakhand Open University.

		Frequency	Percent	Valid Percent	Cumulative Percent
Valid	Disagree	1	.8	.8	.8
	Neutral	1	.8	.8	1.6
	Agree	66	51.6	51.6	53.1
	Strongly Agree	60	46.9	46.9	100.0
	Total	128	100.0	100.0	

7. The programmes offered by the University are relevant to the local needs.

		Frequency	Percent	Valid Percent	Cumulative Percent
Valid	Disagree	1	.8	.8	.8
	Neutral	5	3.9	3.9	4.7
	Agree	70	54.7	54.7	59.4
	Strongly Agree	52	40.6	40.6	100.0
	Total	128	100.0	100.0	

8. The learner centric methods are used by the institution to promote learning, enhanced problem solving skills, employability skills, life skills making learners ready for the real world.

		Frequency	Percent	Valid Percent	Cumulative Percent
Valid	Disagree	3	2.3	2.3	2.3
	Neutral	2	1.6	1.6	3.9
	Agree	68	53.1	53.1	57.0
	Strongly Agree	55	43.0	43.0	100.0

	Total	128	100.0	100.0	

9. The programmes offered by the University are in tune with the emerging national & global trends.

		Frequency	Percent	Valid Percent	Cumulative Percent
Valid	Disagree	4	3.1	3.1	3.1
	Neutral	5	3.9	3.9	7.0
	Agree	80	62.5	62.5	69.5
	Strongly Agree	39	30.5	30.5	100.0
	Total	128	100.0	100.0	

10. Academic flexibility in terms of entry and exit, lateral and vertical mobility is given to the learners

		Frequency	Percent	Valid Percent	Cumulative Percent
Valid	Disagree	1	.8	.8	.8
	Neutral	12	9.4	9.4	10.2
	Agree	79	61.7	61.7	71.9
	Strongly Agree	36	28.1	28.1	100.0
	Total	128	100.0	100.0	

11.Modern teaching learning methodologies are integrated in the curricula of the University.

		Frequency	Percent	Valid Percent	Cumulative Percent
Valid	Disagree	1	.8	.8	.8
	Neutral	8	6.3	6.3	7.0
	Agree	83	64.8	64.8	71.9
	Strongly Agree	36	28.1	28.1	100.0
	Total	128	100.0	100.0	

12. Latest developments in technology are integrated in curricular planning.

		Frequency	Percent	Valid Percent	Cumulative Percent
Valid	Neutral	7	5.5	5.5	5.5
	Agree	84	65.6	65.6	71.1
	Strongly Agree	37	28.9	28.9	100.0
	Total	128	100.0	100.0	

13. Latest developments in technology are integrated in curricular design and development

		Frequency	Percent	Valid Percent	Cumulative Percent
Valid	Disagree	1	.8	.8	.8
	Neutral	7	5.5	5.5	6.3
	Agree	78	60.9	60.9	67.2
	Strongly Agree	42	32.8	32.8	100.0
	Total	128	100.0	100.0	

14.The academic programs offered have all the requisite academic content to achieve the expected competency

		Frequency	Percent	Valid Percent	Cumulative Percent
Valid	Neutral	5	3.9	3.9	3.9
	Agree	84	65.6	65.6	69.5
	Strongly Agree	39	30.5	30.5	100.0
	Total	128	100.0	100.0	

15.Expert committee meetings are held frequently to upgrade curricula.

		Frequency	Percent	Valid Percent	Cumulative Percent
Valid	Neutral	13	10.2	10.2	10.2
	Agree	69	53.9	53.9	64.1
	Strongly Agree	46	35.9	35.9	100.0

	Total	128	100.0	100.0	

16.The discussions at expert committee and Board of Studies are fruitful

		Frequency	Percent	Valid Percent	Cumulative Percent
Valid	Neutral	11	8.6	8.6	8.6
	Agree	72	56.3	56.3	64.8
	Strongly Agree	45	35.2	35.2	100.0
	Total	128	100.0	100.0	

17.The University website/mobile app give useful information regarding curricula.

		Frequency	Percent	Valid Percent	Cumulative Percent
Valid	Strongly Disagree	1	.8	.8	.8
	Neutral	6	4.7	4.7	5.5
	Agree	58	45.3	45.3	50.8
	Strongly Agree	63	49.2	49.2	100.0
	Total	128	100.0	100.0	

18. The feedback of the learners and other stake holders regarding curricula is sought on a regular basis.

		Frequency	Percent	Valid Percent	Cumulative Percent
Valid	Disagree	2	1.6	1.6	1.6
	Neutral	15	11.7	11.7	13.3
	Agree	81	63.3	63.3	76.6
	Strongly Agree	30	23.4	23.4	100.0
	Total	128	100.0	100.0	

19.The study material is available in digital form.

		Frequency	Percent	Valid Percent	Cumulative Percent
Valid	None of the material	3	2.3	2.3	2.3
	25% of the material	6	4.7	4.7	7.0
	50% of the material	23	18.0	18.0	25.0
	75% of the material	56	43.8	43.8	68.8
	Complete set of material	40	31.3	31.3	100.0
	Total	128	100.0	100.0	

20.How will you rate the overall curricular aspects in the institution?

		Frequency	Percent	Valid Percent	Cumulative Percent
Valid	Satisfactory	5	3.9	3.9	3.9
	Good	18	14.1	14.1	18.0
	Very Good	48	37.5	37.5	55.5
	Excellent	57	44.5	44.5	100.0
	Total	128	100.0	100.0	

Pie Chart

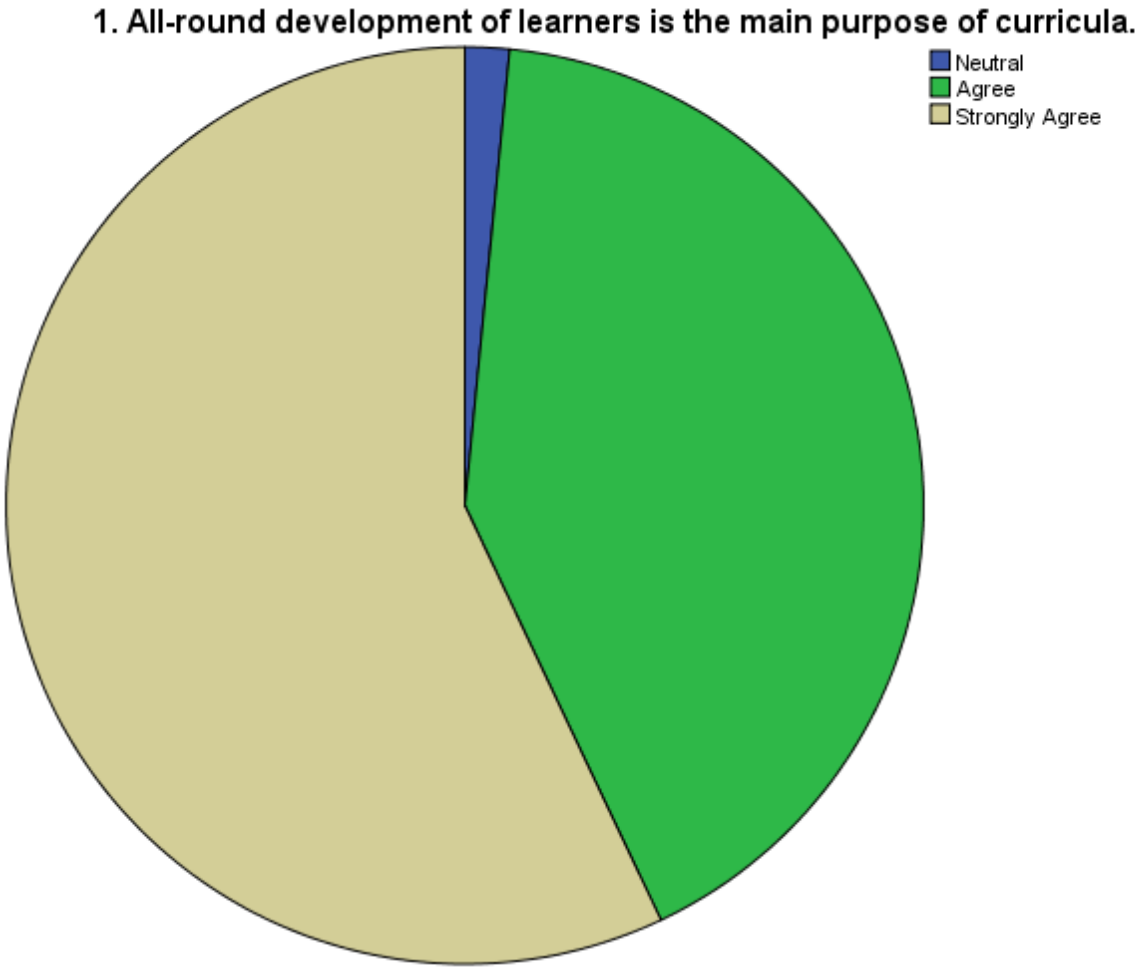

Interpretation:

The mode of interaction with the learners of Uttarakhand Open University is through Self learning material for the courses opt by the learners. The course material gets developed with the purpose of better understanding of learner without the aid of class room interaction. The course material development purpose is to make learner skilled for self-learning and develop understanding for the course.

The learning material enhances the course understanding as well as development of self-learning skills. Around 57% of learners strongly agree with their overall development through the curriculum of the course material, 41% agree with their overall development whereas 2% are undecided about overall development through curriculum.

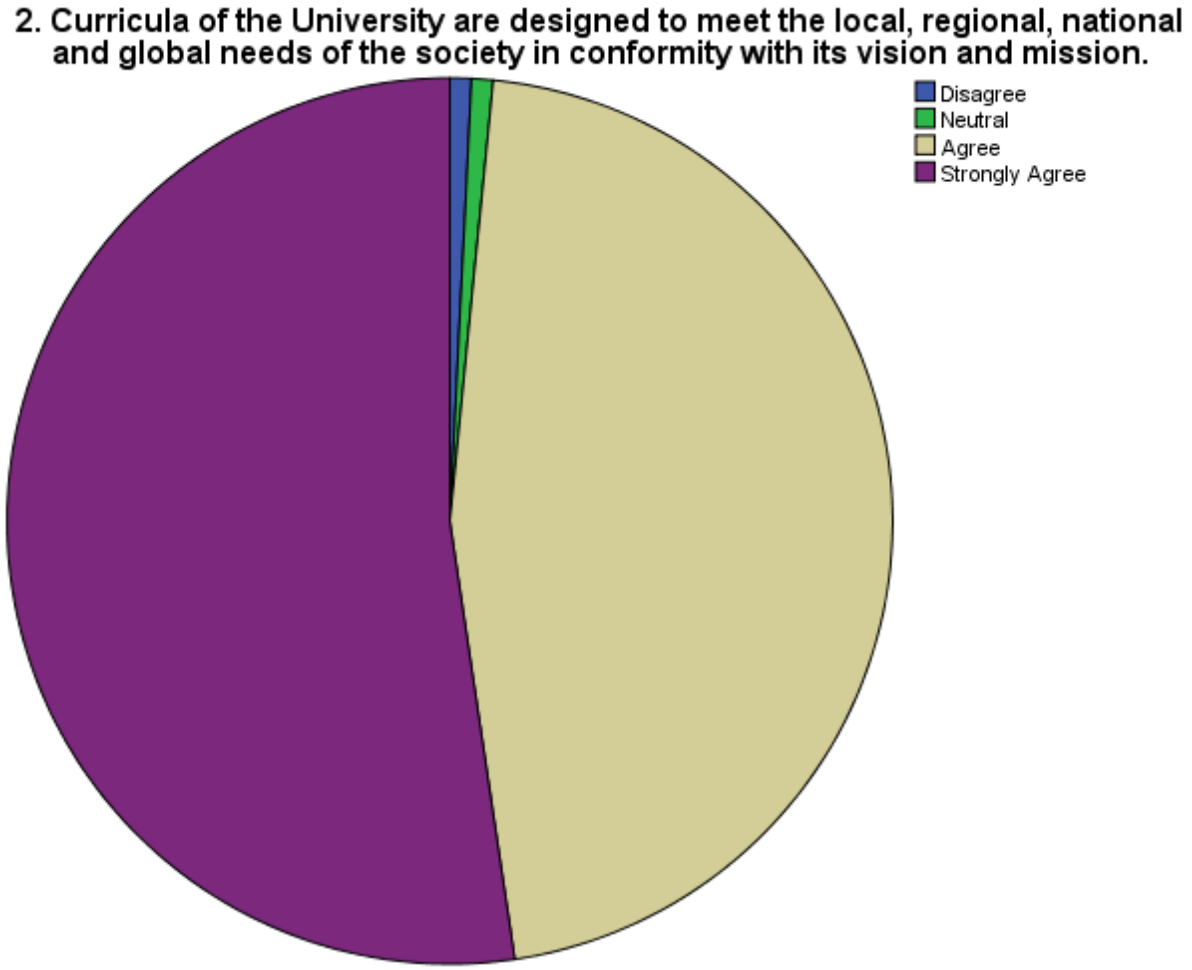

Interpretation:

The curriculum development considers the coordination with the vision and mission of the university. Curriculum consist global perspective with its understanding in local, regional dimensions. The local, regional examples for the global perspective understanding create the clarity of all the three dimensions of the learners.

52% of learners are strongly agree with the curriculum serving the purpose of university vision and mission along with the global understanding while keeping local, regional and national know-how. 46% provide agreement on the curriculum meeting global, regional, national understanding whereas only 2 % of learners are neutral and disagree while sharing 1% each in both neutral and disagreement.

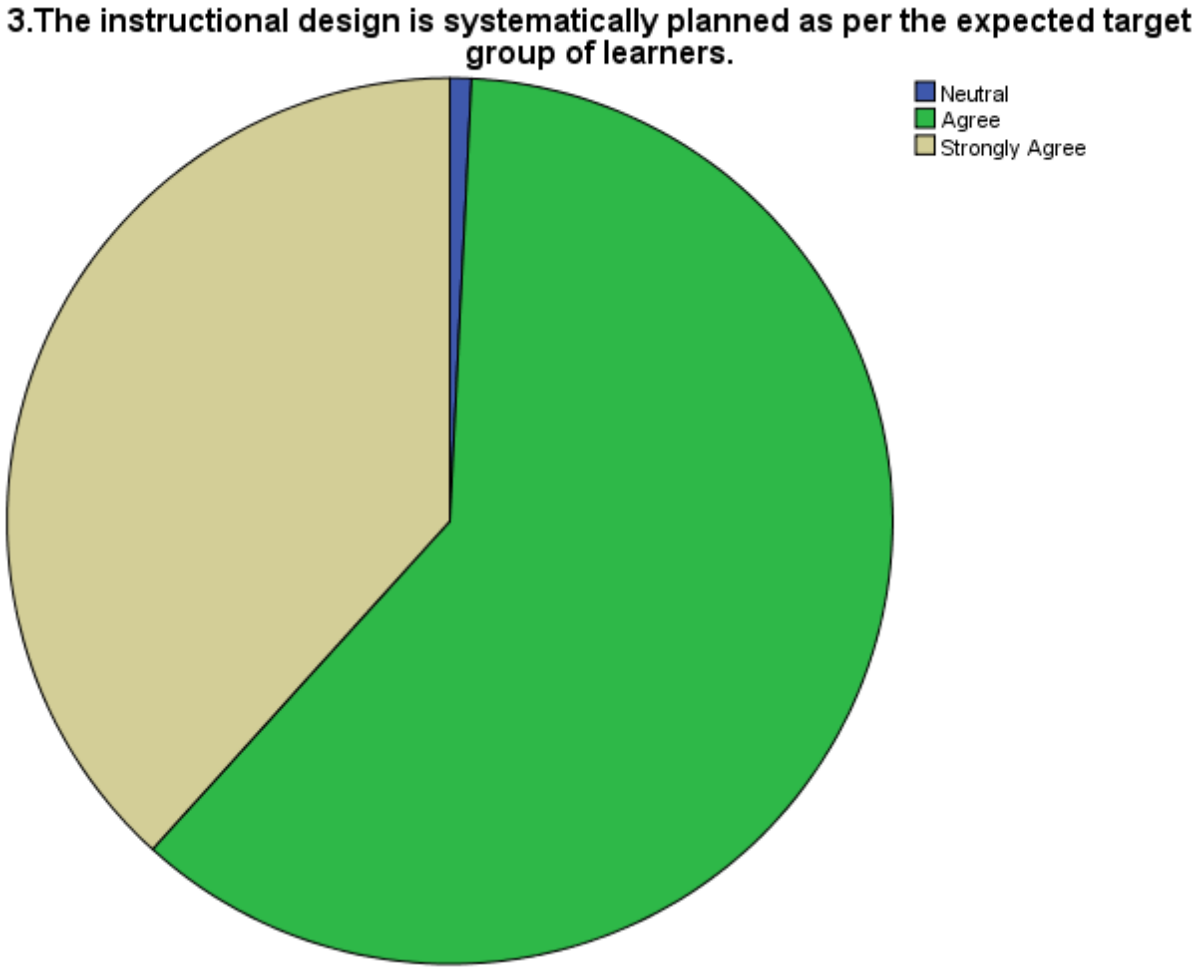

Interpretation:

Uttarakhand Open University has set rules (as per the UGC norms) of admission of the learners in different disciplines. It is easy to identify the competency level of the learners get enroll in different courses of their interest. The course material is designed to meet the understanding levels of the receivers.

Around 61 % of learners are agreeing to receive systematically designed course material and 38% of the learners strongly agree on the same. Whereas only 1% of learners are not in state any comment for instructional design of the UOU material.

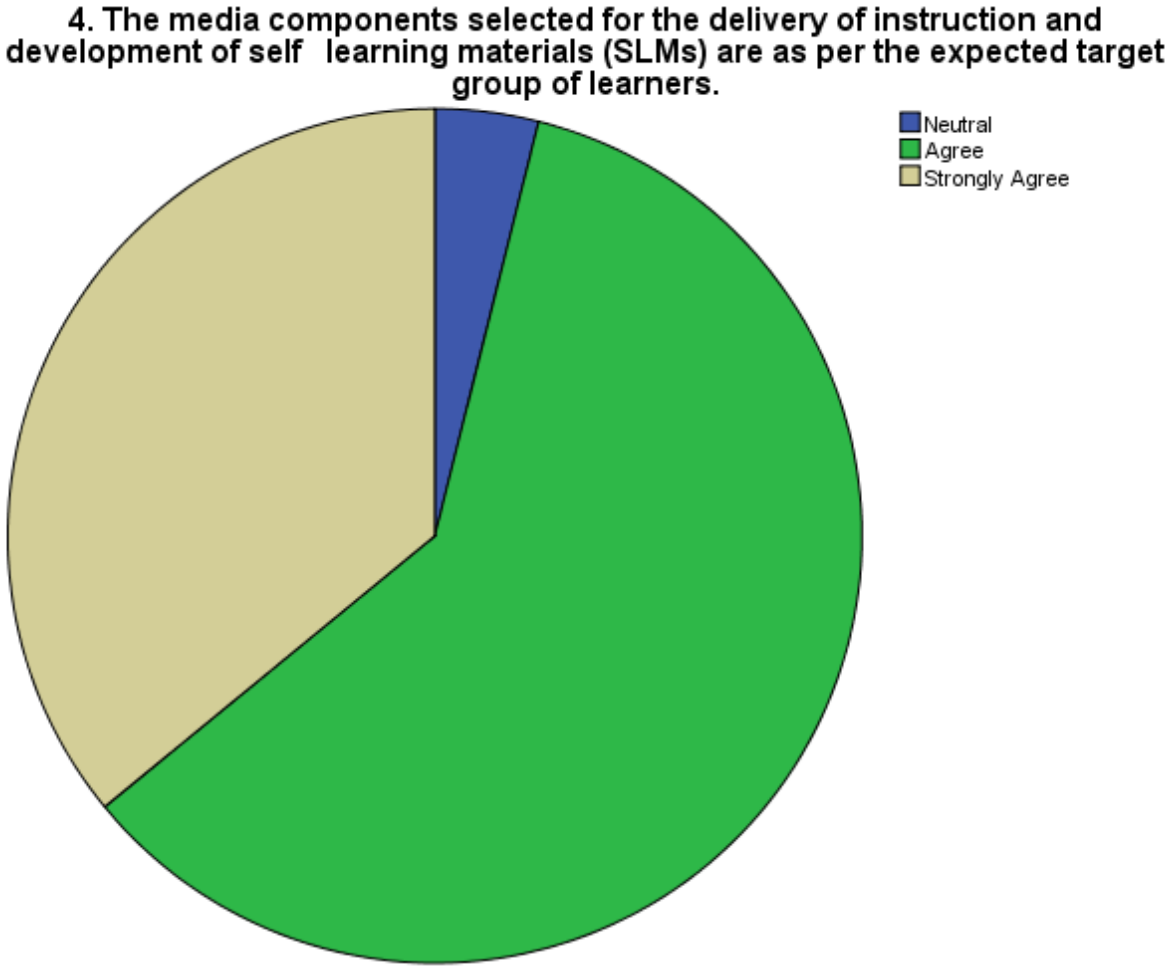

Interpretation:

Learners of Uttarakhand Open University can easily access the content of the program as well as announcement regarding the courses or other set of information using multiple media like newspapers, university website, direct contact with university representative etc. The SLM prepared for learners are as per the guidelines of SLM preparation given to the authors. Thus the guidelines consists consideration of students understanding about the course material.

60% of learners have agreed that the instructions media and the SLM material meeting the expectations. 36% strongly stands for the material and instruction medium are as per expectations. Only 4% learners are not in state of any comment.

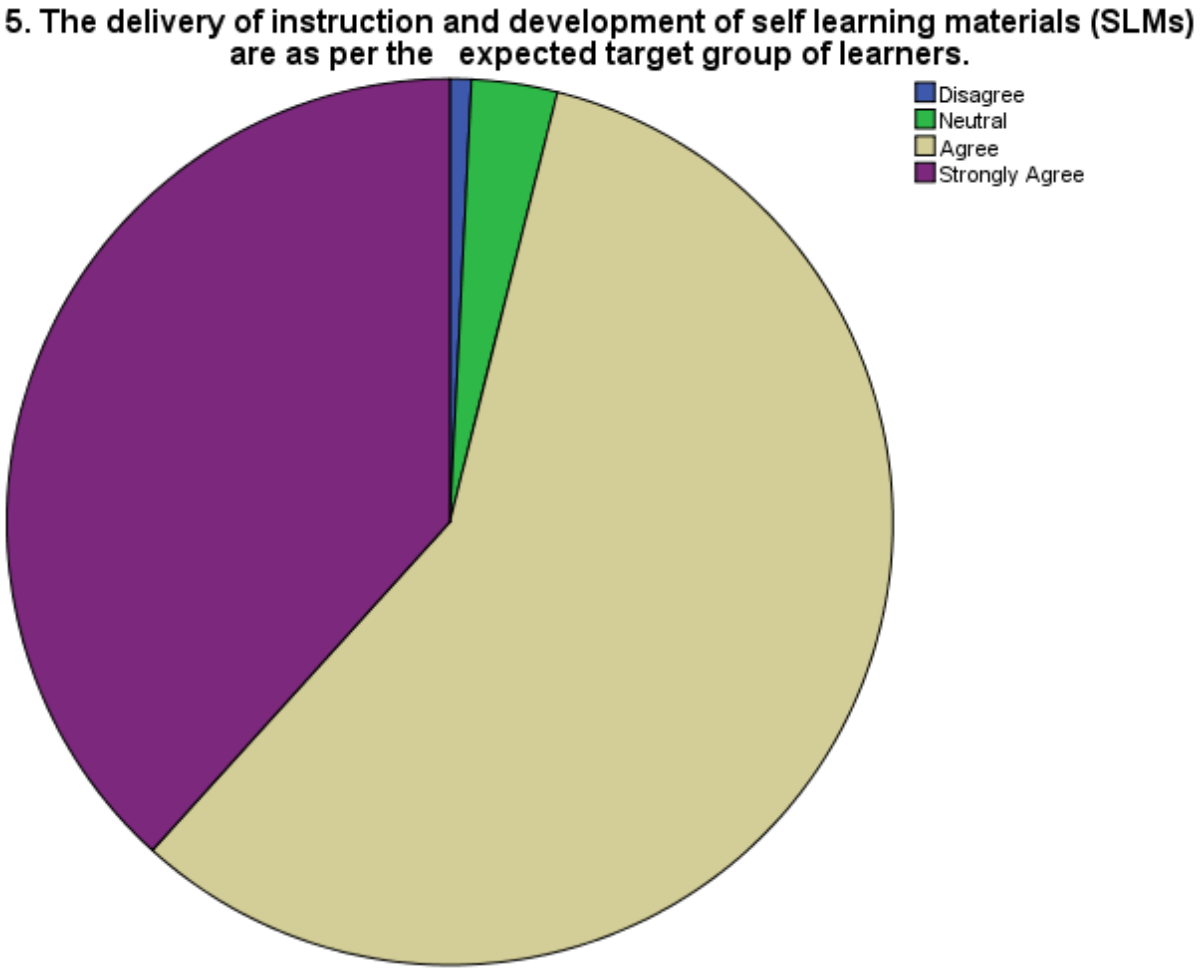

Interpretation:

The instruction mode in UOU is self-directed where individual learner according to their requirement look forward for the information from different available sources. The exhaustive list of sources provides them all the required information along with personal attention to the concern of individual learner is also facilitated in the university.

Target of group of learners agrees that the instruction delivery and SLM development meets their expectations. Around 58% learners agreed and 38% strongly agree for expectation met under the instruction development and SLM development. 3% of learners are not with any say for their expectations whereas 1% learners disagree for expectations being met through SLM and in instruction delivery.

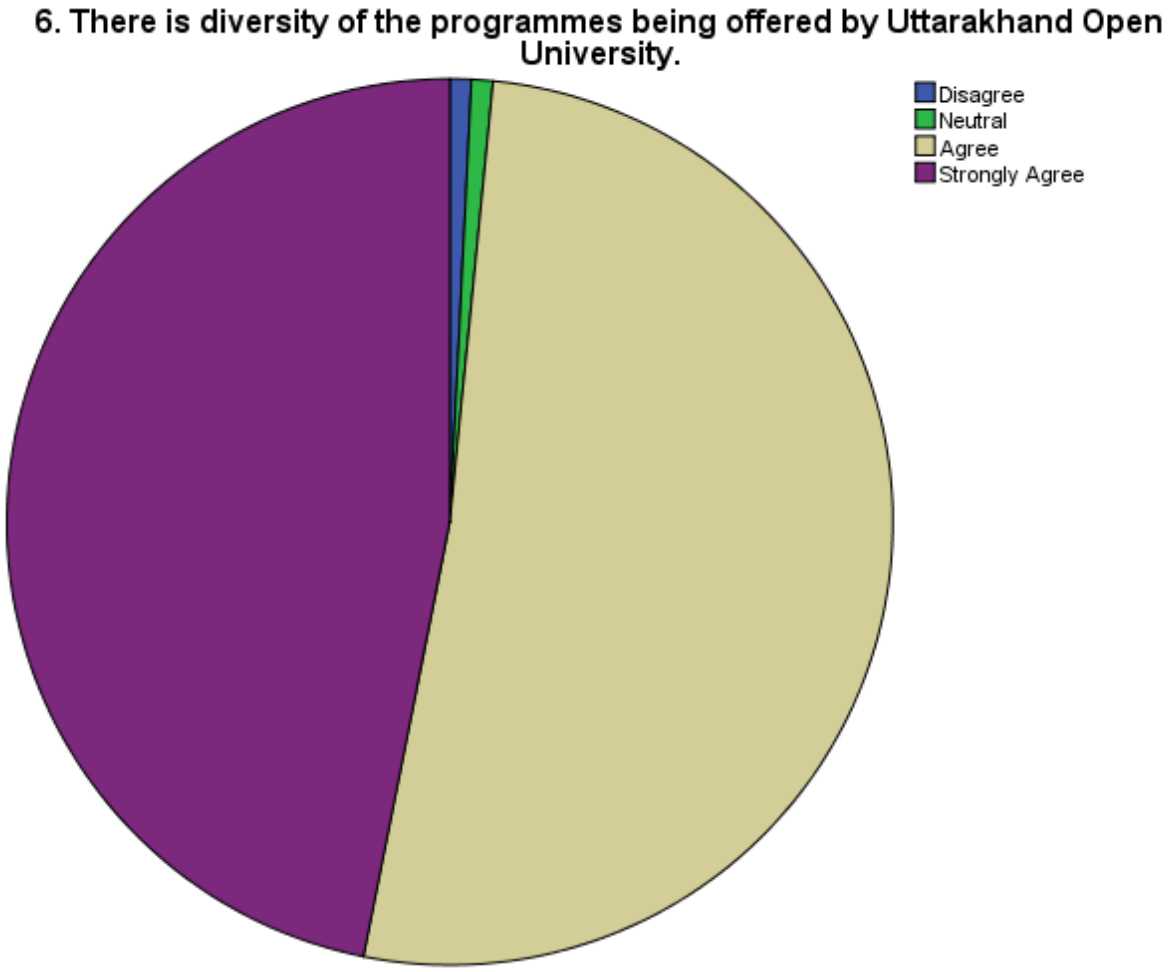

Interpretation:

Different discipline is covered under academic programs offered by UOU. From certificate program to under graduate and post graduate programs covers different disciplines in UOU offering. The disciplines are covered under around 14 schools offering multiple programs exhibits diversity in its offerings.

52% of learners agree on diversity of offerings and 47% strongly agree with this regards. 1% of learners hold no stand or disagreement with reference to the diversity of the offerings of UOU programs.

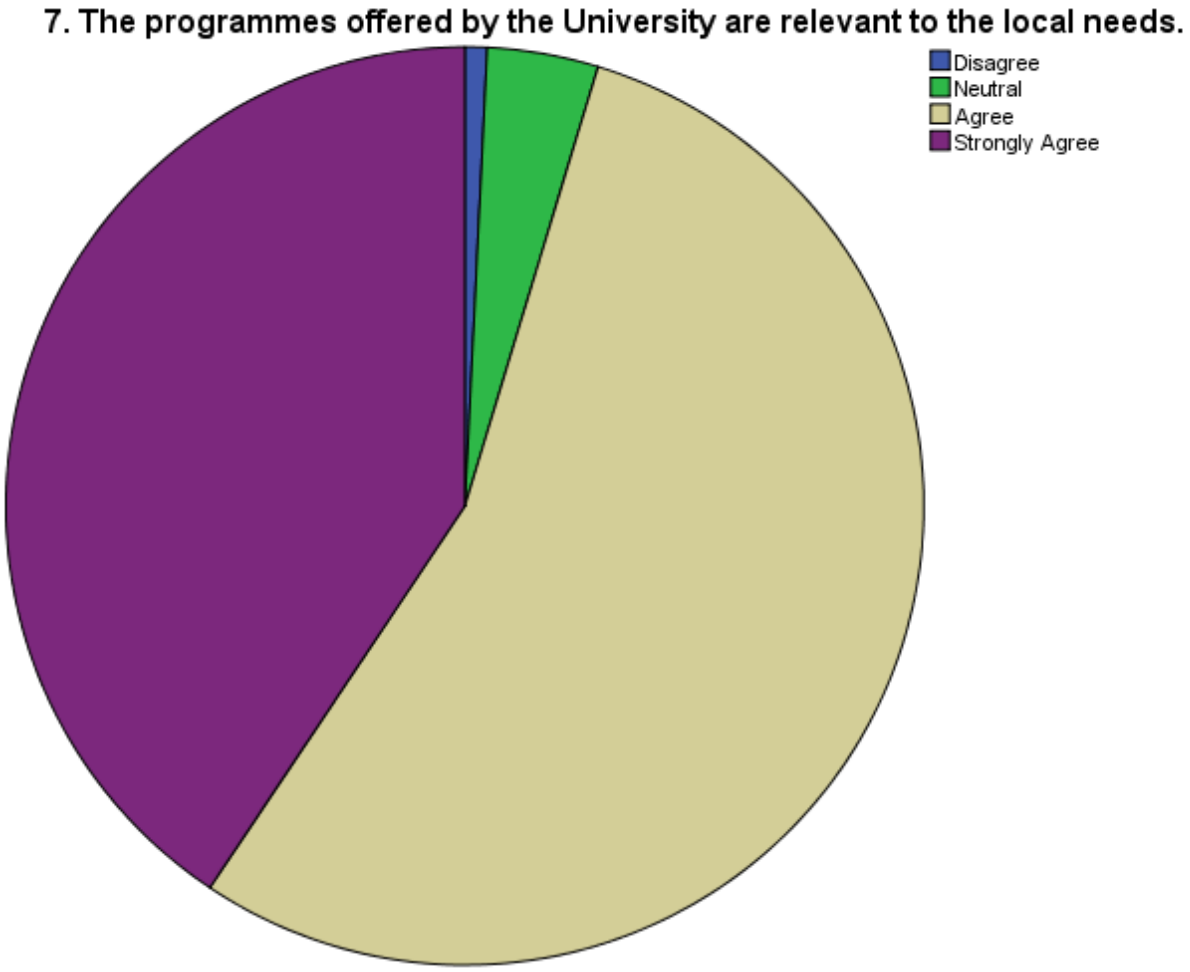

Interpretation:

Uttarakhand livelihood is depend on the skills set of its people. Program offered under UOU are serving the purpose of making learners employable and skilled as per the requirement of local market. It also encourages them to be an entrepreneur and contribute towards the state economy.

55% of learners identified the program relevance to the local demand and 41 % of the learners strongly agree with the program meeting local market demands. Only 4% of the learner are not in state of evaluating the importance of offerings as per local requirement whereas less than 1% are disagree with UOU program offering local demands.

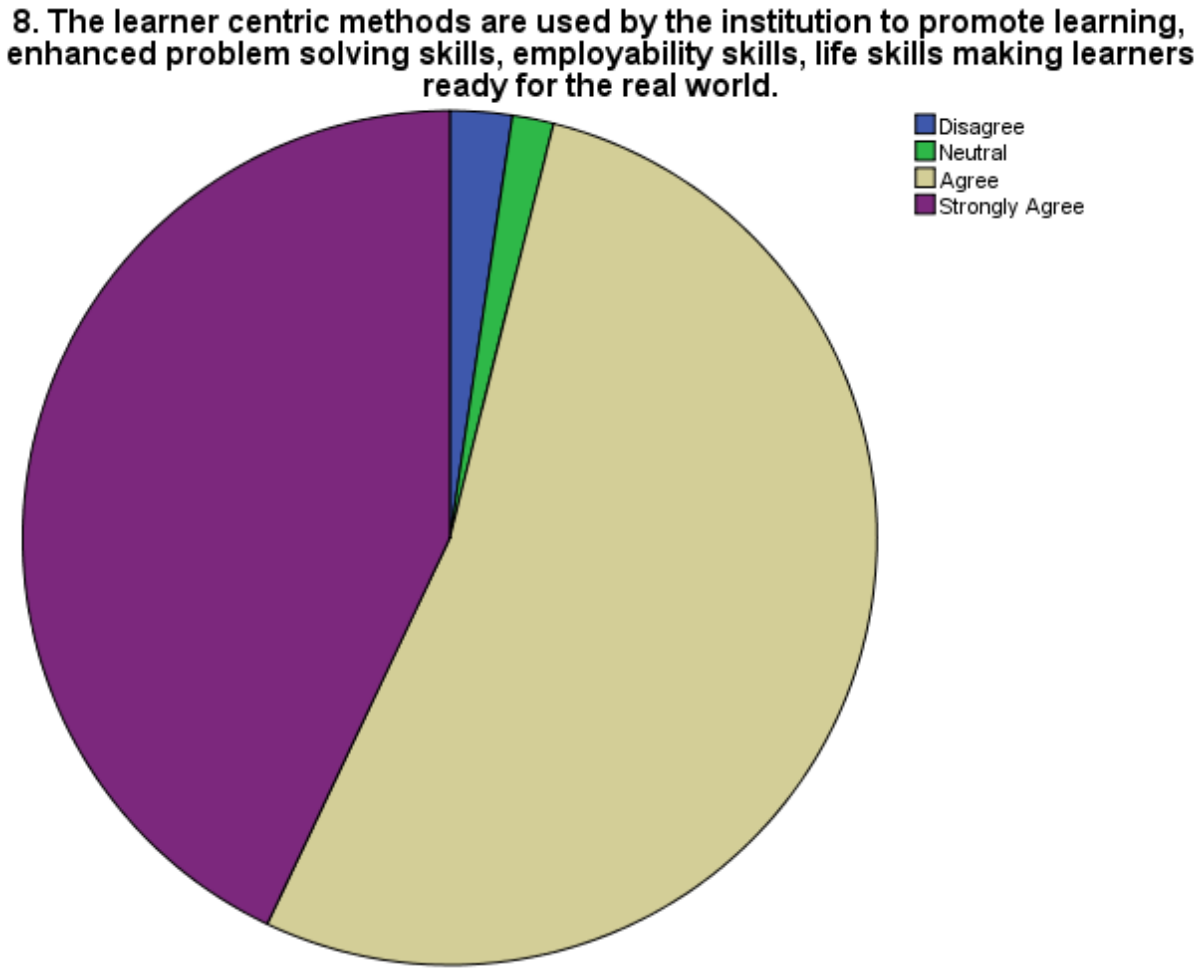

Interpretation:

Uttarakhand Open University provides the course material enhancing understanding, interpreting, implementing skills of its learners in each program. The applicability skills make individual learner employable to the industry and society requirements. Independence through self-learning opens learner's horizon of survival and excellence in their respective fields.

Learners around 53% identified their skills are evolved through the courses offered by UOU and 43% strongly agree with their overall development using the UOU learner centric methods. 2% of learners are not able to connect with the content and impact on their development and similar amount of learner disagree with the learner centric approach of the university.

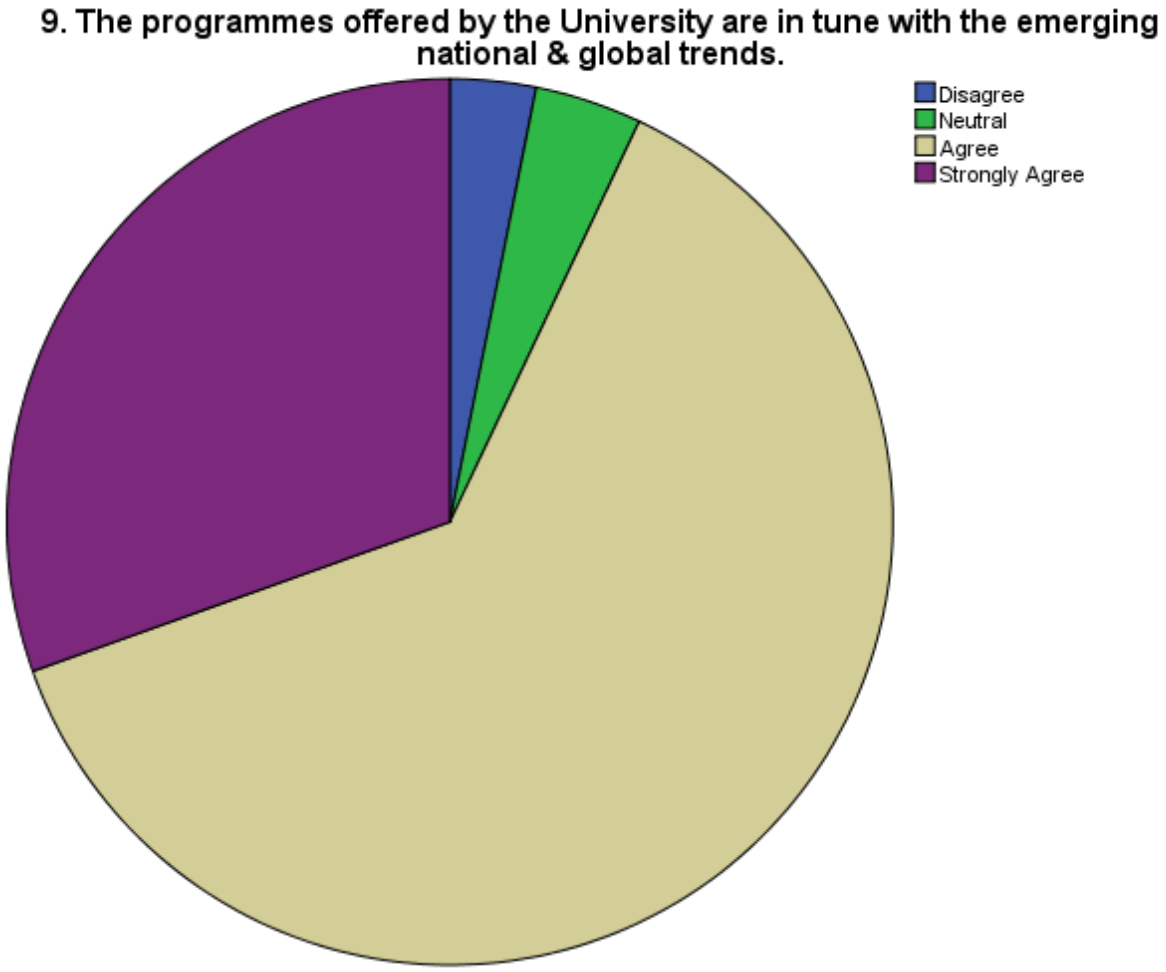

Interpretation:

The current trends and up to date information and content make university meeting need of time. The globalization has opened the horizon for the academic exposure of the learners. This is enabled under the courses offered by UOU.

63% of the learners agreed with the global perspective and national importance of the content delivered under UOU programs. 30 % learners strongly agree and 4% learners have neutral stand for the UOU offering exposure to national and international world. Yet 3% learners disagree that UOU is unable to tune with national and international exposure.

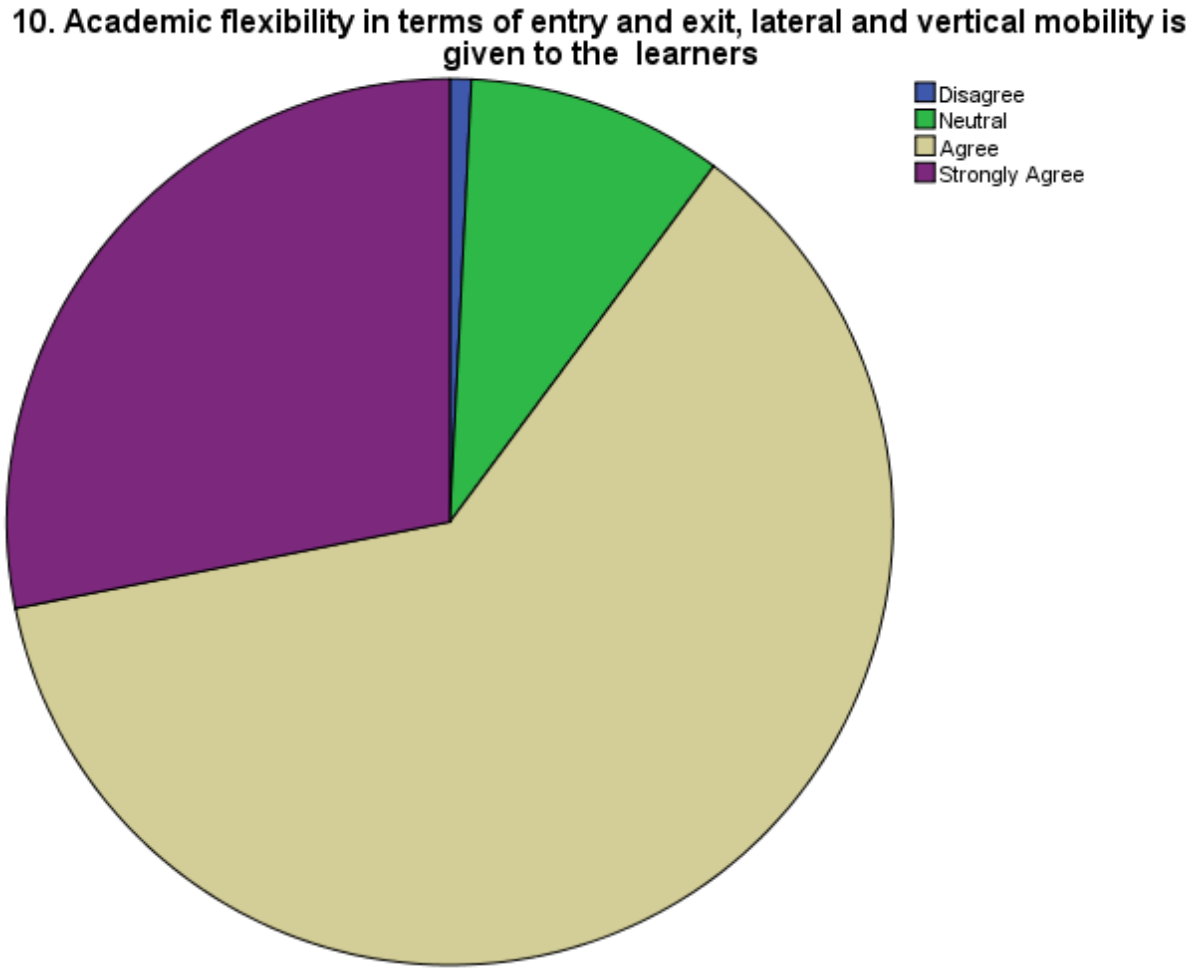

Interpretation:

The program offered by the University provides flexibility for the time of entry and completion time as per the program structure along with completion of diploma level program makes learner eligible for degree level program. Lateral and vertical mobility is available as per the structure and eligibility of the learner to avail the facility.

Learners around 62% strongly agree with the flexibility in terms of entry, exit and mobility in the program opted. 28% strongly agree with the facilities provided under the programs. 9% are unable to respond regarding the flexibility and mobility whereas only 1% learners disagree with the facility provided by the university.

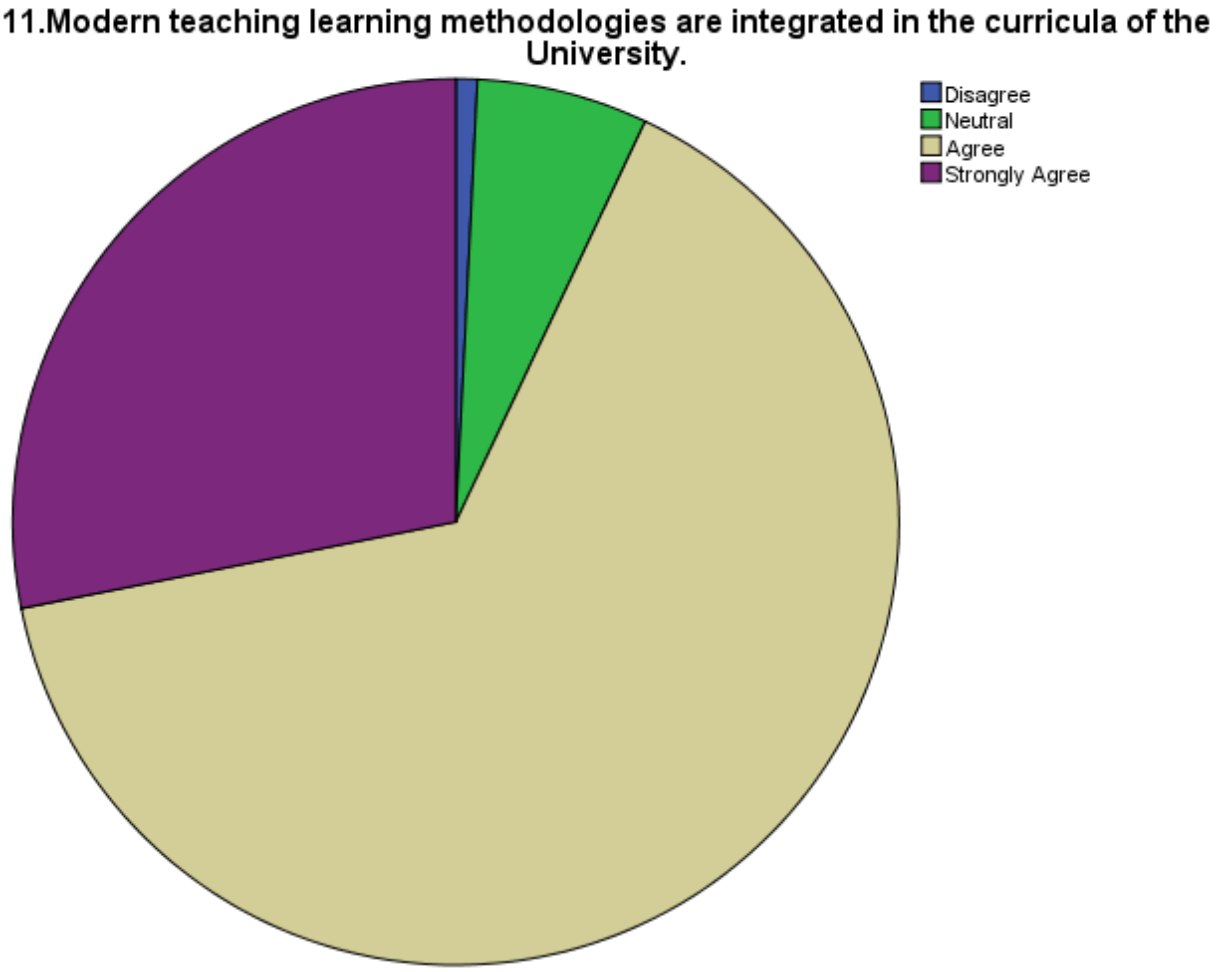

Interpretation:

University offers technologically equipped delivery of programs to learners. UOU website enables the students to use the material including hard copy of the content to online session on different platform along with the classroom teaching in registered study centers of the university. 65% of learners have assessed the teaching methodology equipped with technically advanced tools and 28% strong agreement on it. 6% of learners have no say on the technological advanced teaching whereas only 1% learners deny having use of technically enhanced tools by the University in teaching methodology.

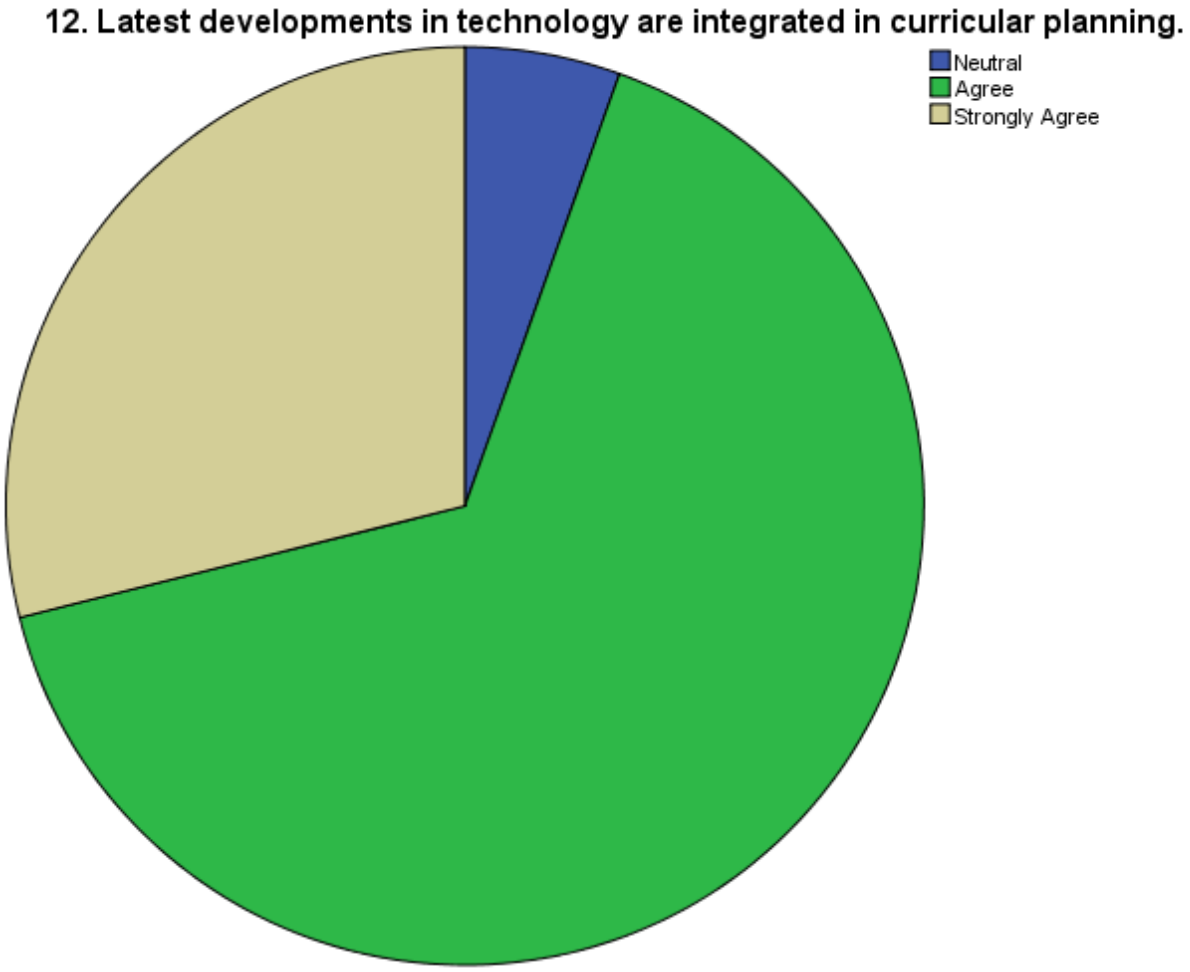

Interpretation:

Curriculum is designed get approval with the committee to meet the present day demand of the market. Technology is current demand of time, thus program consists required academic exposure in curriculum.

66% of learners agree with the presence of technology in the curriculum and 29% strongly agree with the presence of technological equipped content. 5% of the learners are not able to say anything about the technological content in the course curriculum.

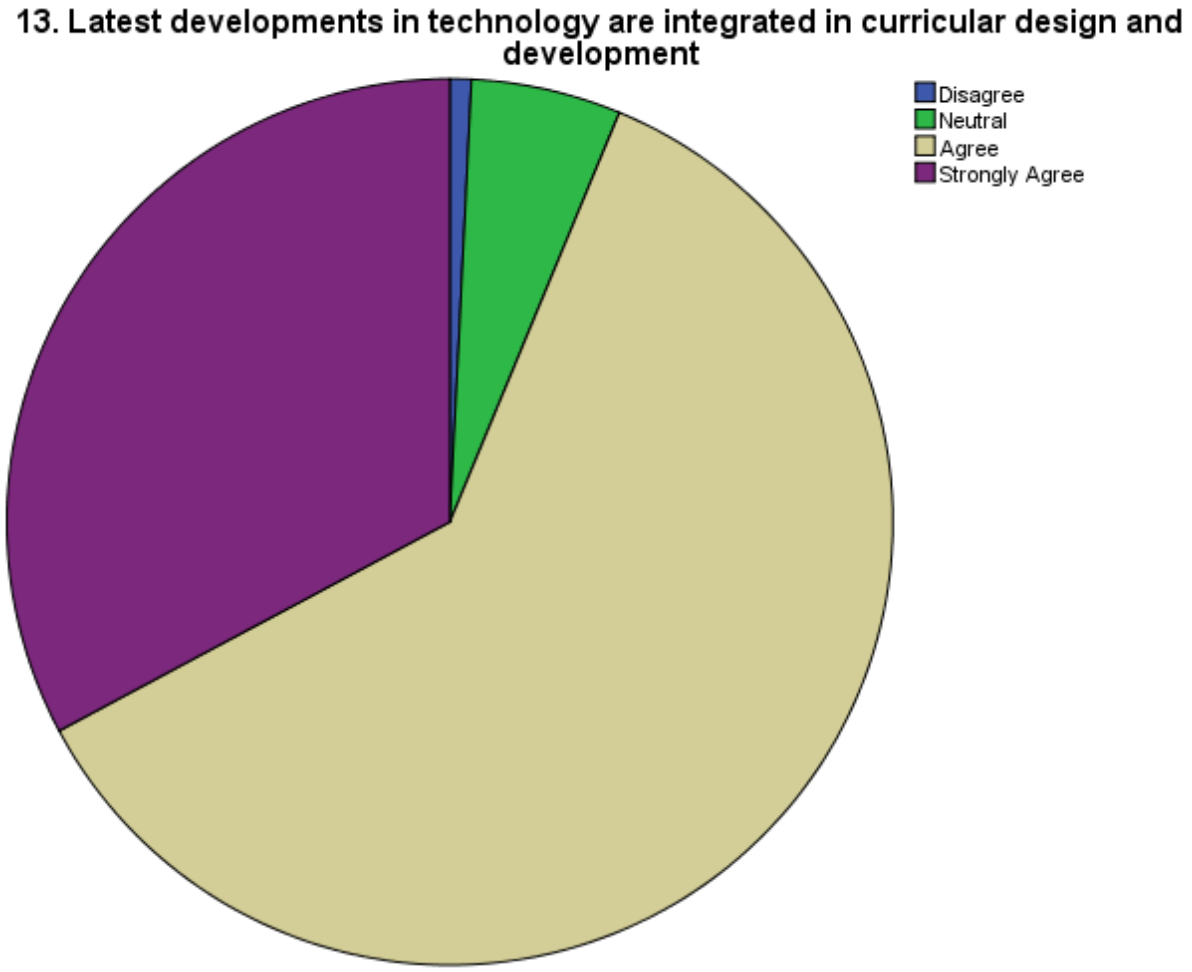

Interpretation:

SLM material is also available in soft copy in the website of the university. UOU website also assists in getting the video lectures of the curriculum of different subjects.

61% learner's stands on agreement and 33 % strongly agree with the advanced technology usage in curriculum design. Only 1% of learners are disagreeing whereas 5 % learners have no comment on technology and its usage in curriculum design and development.

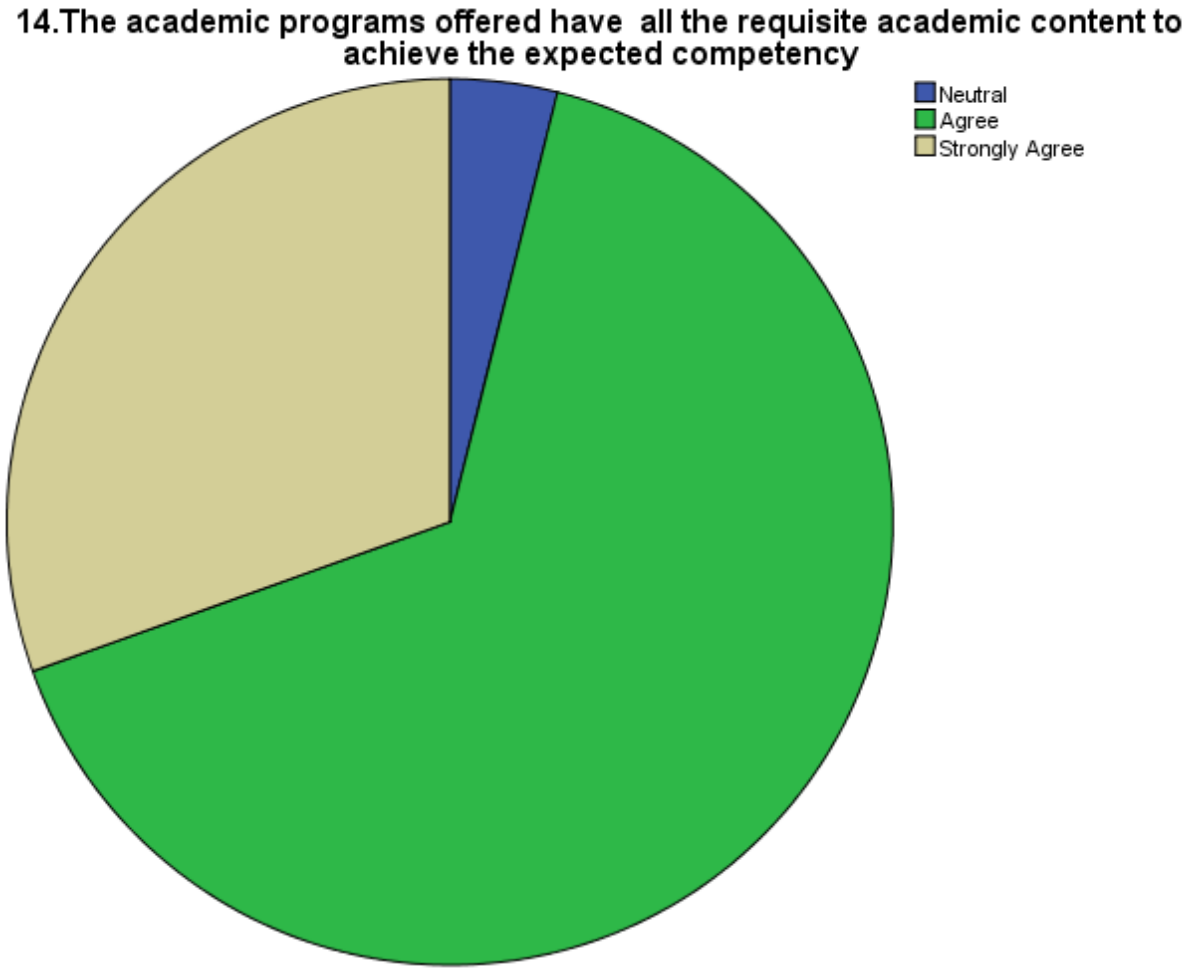

Interpretation:

The content of the program consist exhaustive knowledge base developed by the efficient experts of the area. The content and curriculum provides overall information for the learners in their area of study. The curriculum provides know how of the subject area along with the enhancement if required skills set through different means of information to enhance the competency of the learners.

Learners have identified the content consists exhaustive knowledge in curriculum and 66% of learners agreed on it. 30% learners strongly states that the competency all dimensions are covered under designed curriculum. 4% learners have not commented on competency based content providing under the offered program by the university.

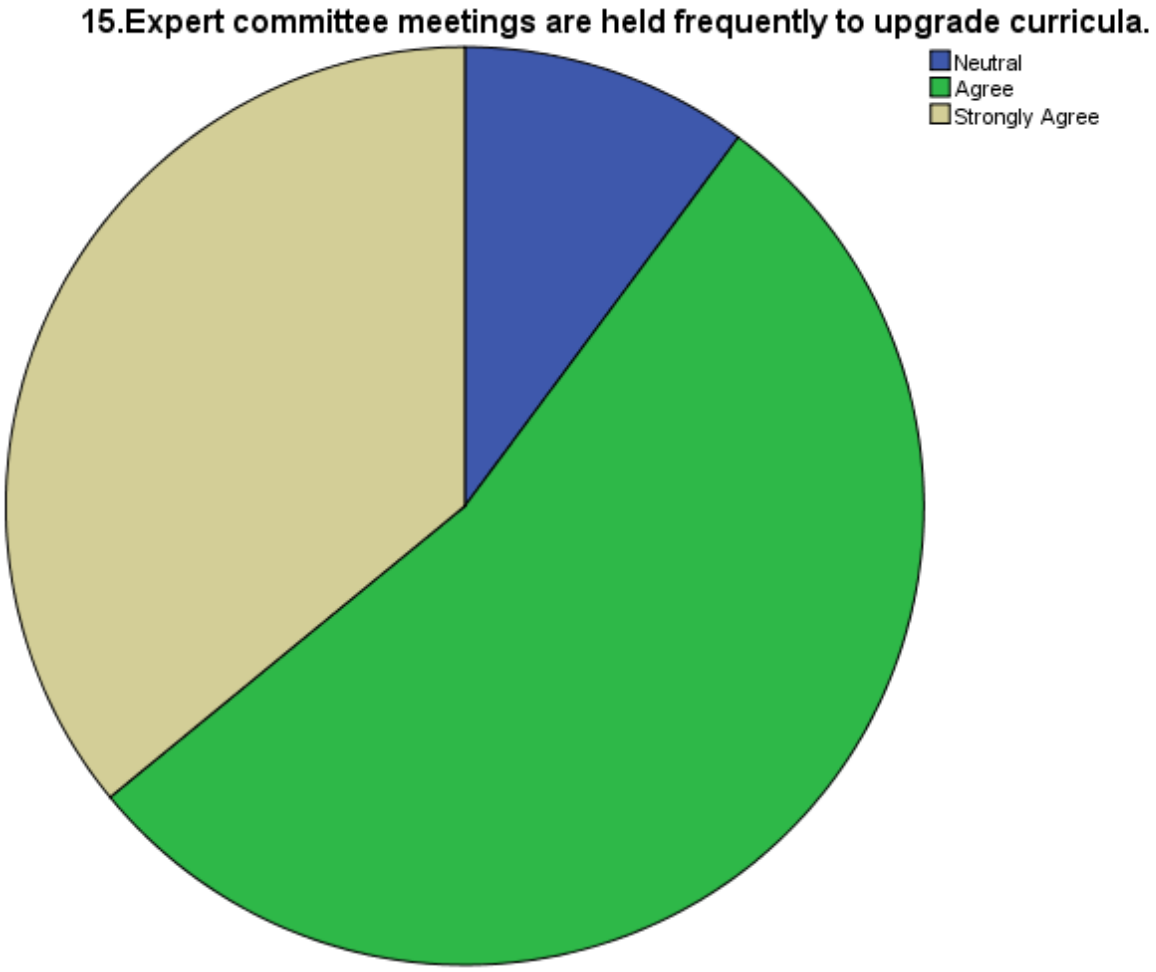

Interpretation:

To meet the demand of market the curriculum gets upgraded timely by the university. UOU conduct time to time committee meeting to upgrade the course curriculum. The details of the course up gradations are updated in different sets of meetings.

Learners after getting the understanding from the course curriculum have identified the frequent nature of course up gradation. 54% of the learners agreed with frequent up grading and strongly supported by the 36% of the learners. 10% of the learners have not commented on the up gradation of course .

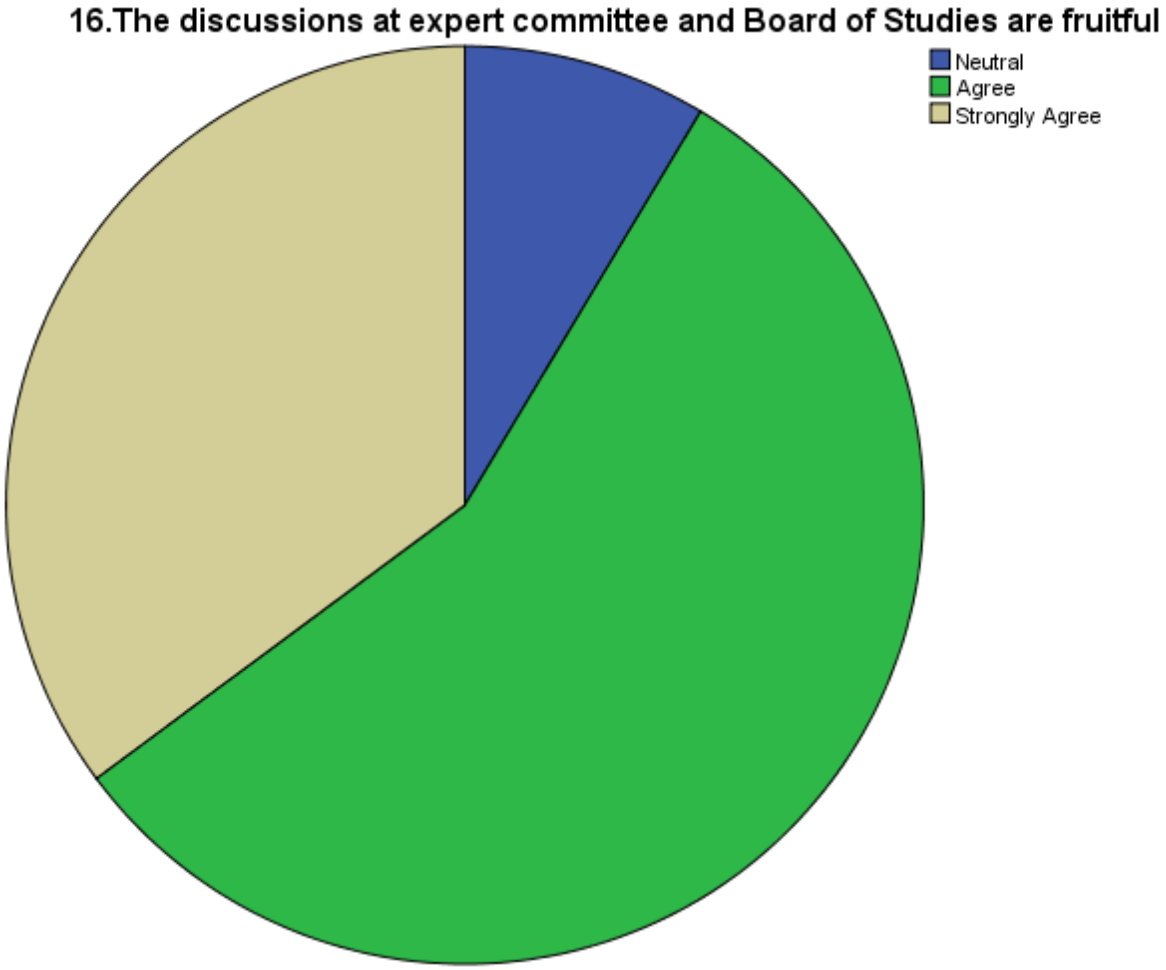

Interpretation:

Updating in the knowledge base provided through SLM is significant in identifying the effectiveness/fruitfulness of the committee meetings. Frequent committee meetings and updating is approved with the enhancement of the learners' multiple horizons.

The fruitfulness of the committee meeting is agreed by 56% of the learners followed by 35% strongly agreeing on the same. 9% of the learners are neutral on the effectiveness of the committee meetings.

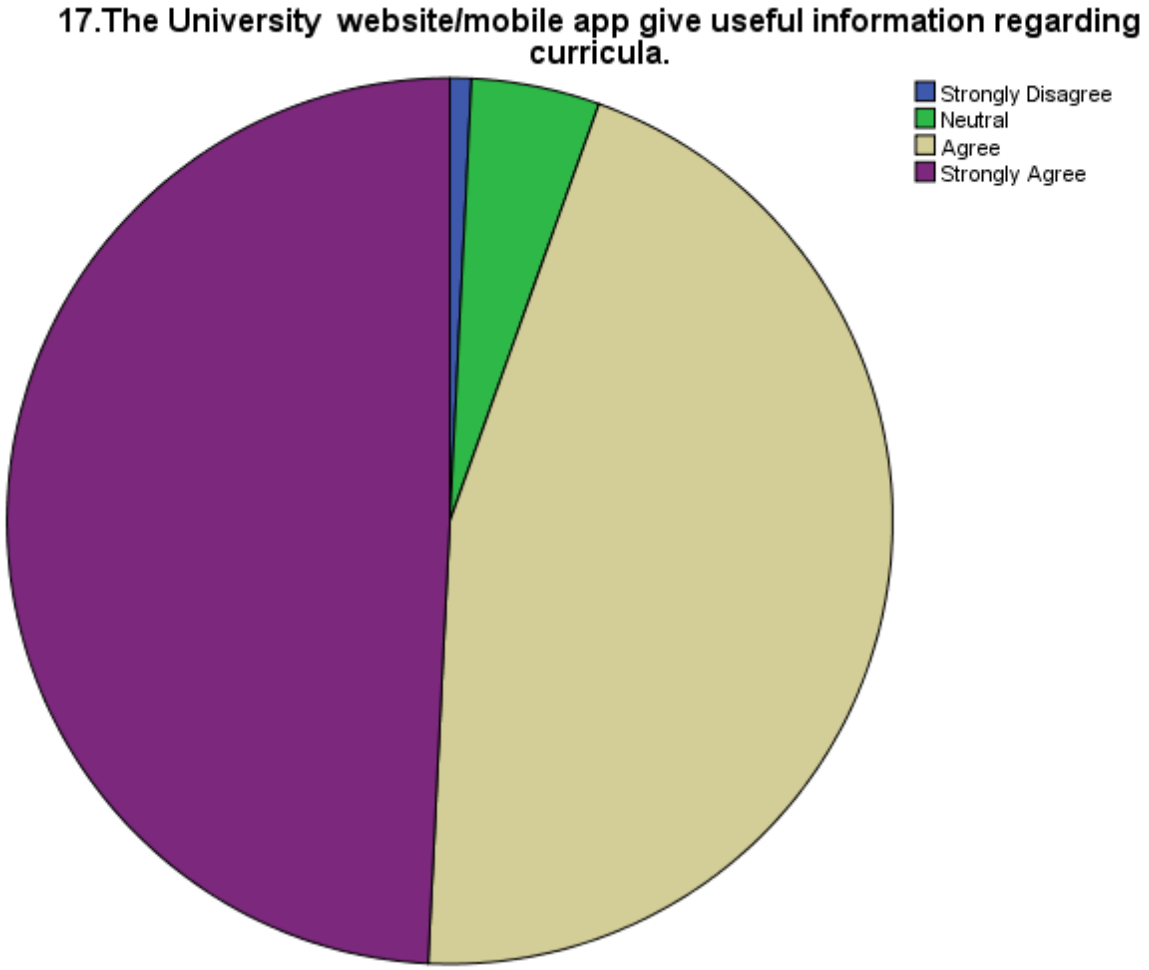

Interpretation:
To be user friendly and more informative UOU has developed the university website and mobile app for the learners. The well equip website and mobile app are useful for the user to gain information about curriculum like assignment, project work, etc.
Learners have identified that the website and mobile apps are informative for them and 49% of learners are strongly agree on it, followed by 45 % learners showing agreement of its usefulness. Only 1% learners are strongly disagree with website and app being informative and 5% are on no comment state about it.

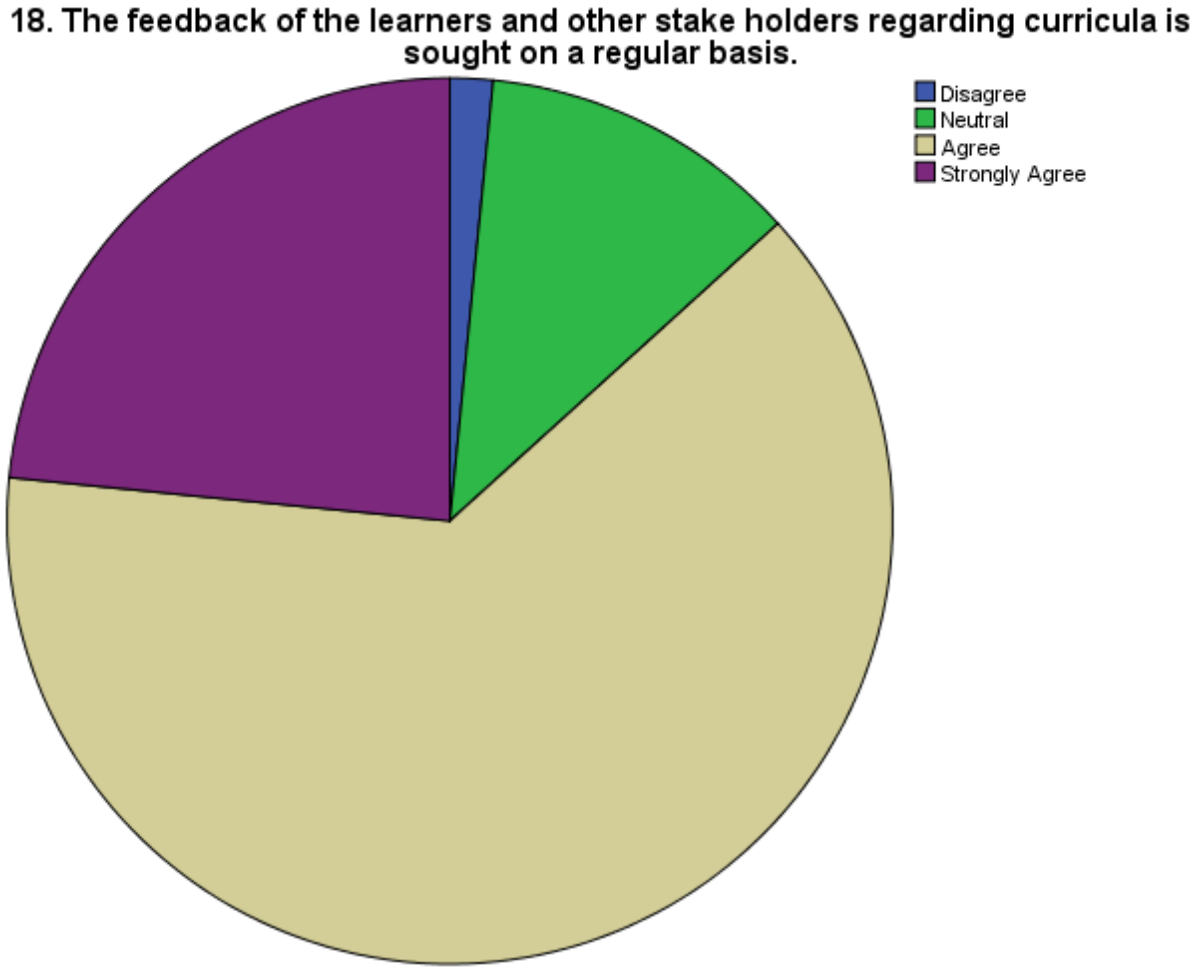

Interpretation:

To keep the nerves of the learner handy and to be useful for the learner in different aspect of program university conduct stake holders and learners feedback frequently. 63% of learners and sake holders have shown agreement on the feedback being frequent and strongly agreed by 23%. Only 2% have shown disagreement and 12% of the stake holders and learners have not shown any agreement or disagreement on frequency of feedback carried by the University.

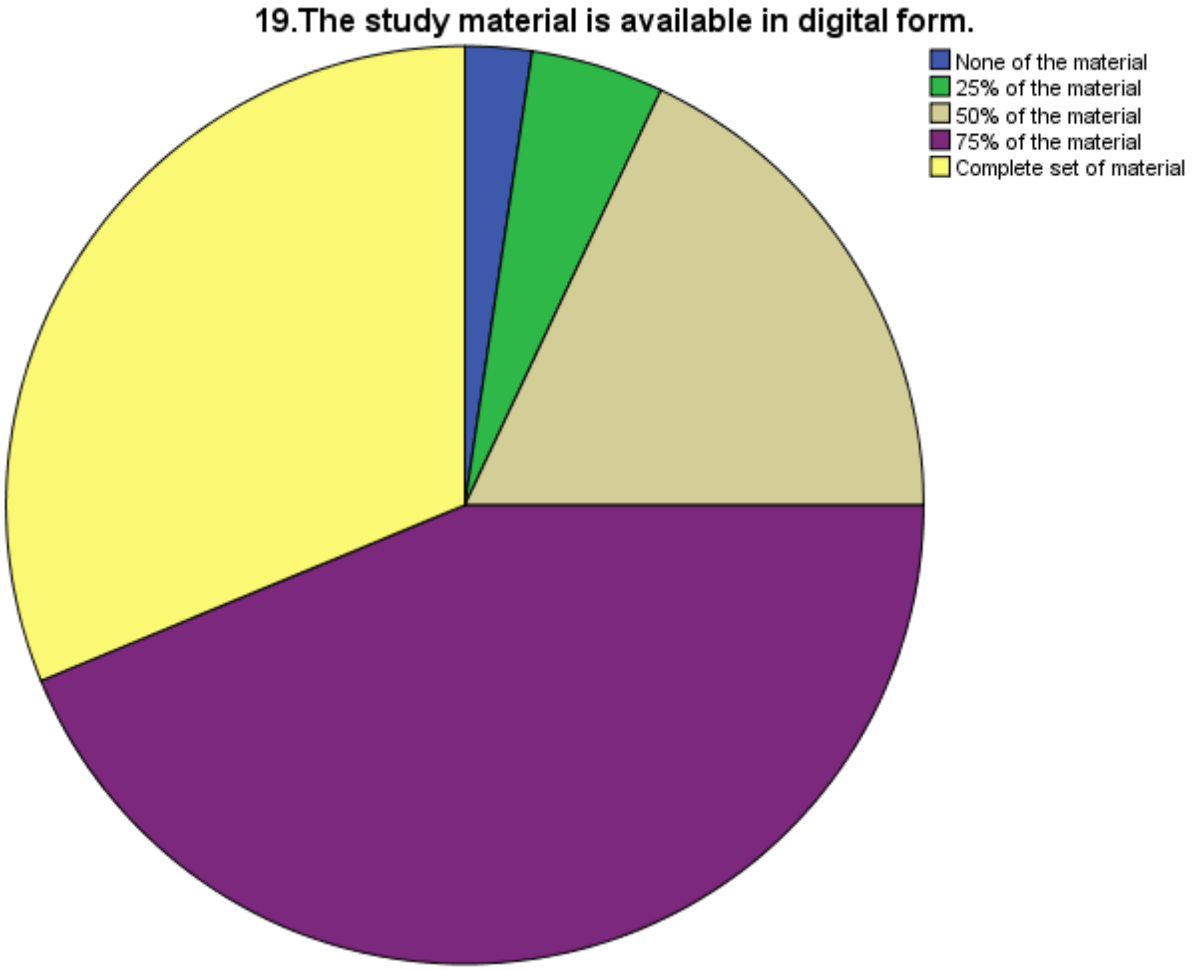

Interpretation:

To make more flexible and hand on experience of learning UOU has its study material available on its website. The updating and inclusion in curriculum takes time to make each of the content available on website more difficult for the university.

The learners have identified that with reference to their respective courses the availability of content is ensured by the university in its website. 44% of learners have found 75% of material in university website. 31% learners have received full course material on university website. 18% learners have claim for only 50% material availability, 5% have claim of 25% of material availability in university website. Only 2% learners claim that no relevant material with reference to their course is available in the university website.

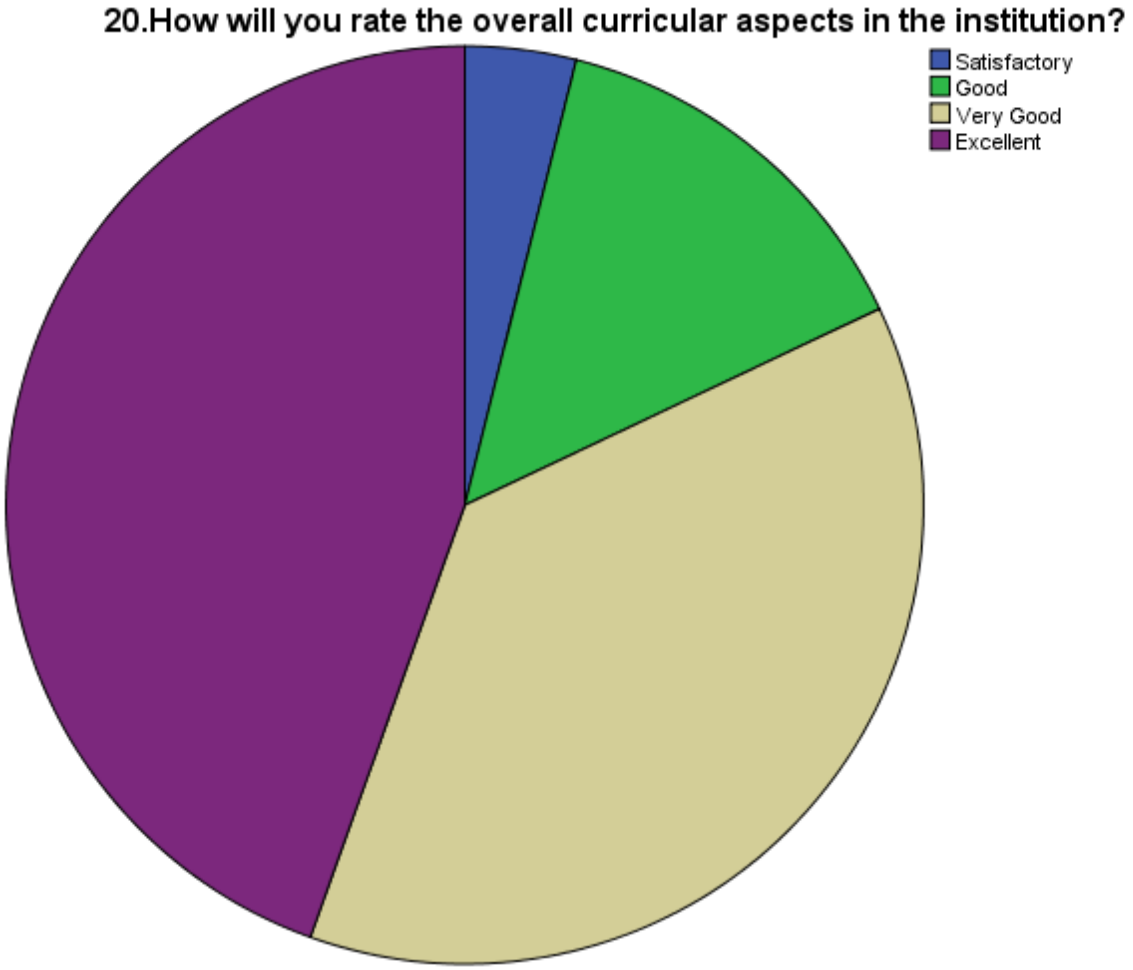

Interpretation:

Learners have their satisfaction drawn or not drawn against the program curriculum they have opted. Accordingly 45% of learners have rated the course curriculum being excellent in its content followed by 37% rated as very good in continuation 14% have claim it to be good enough and only 4% of the learners have rated it satisfactory.

Bar Chart

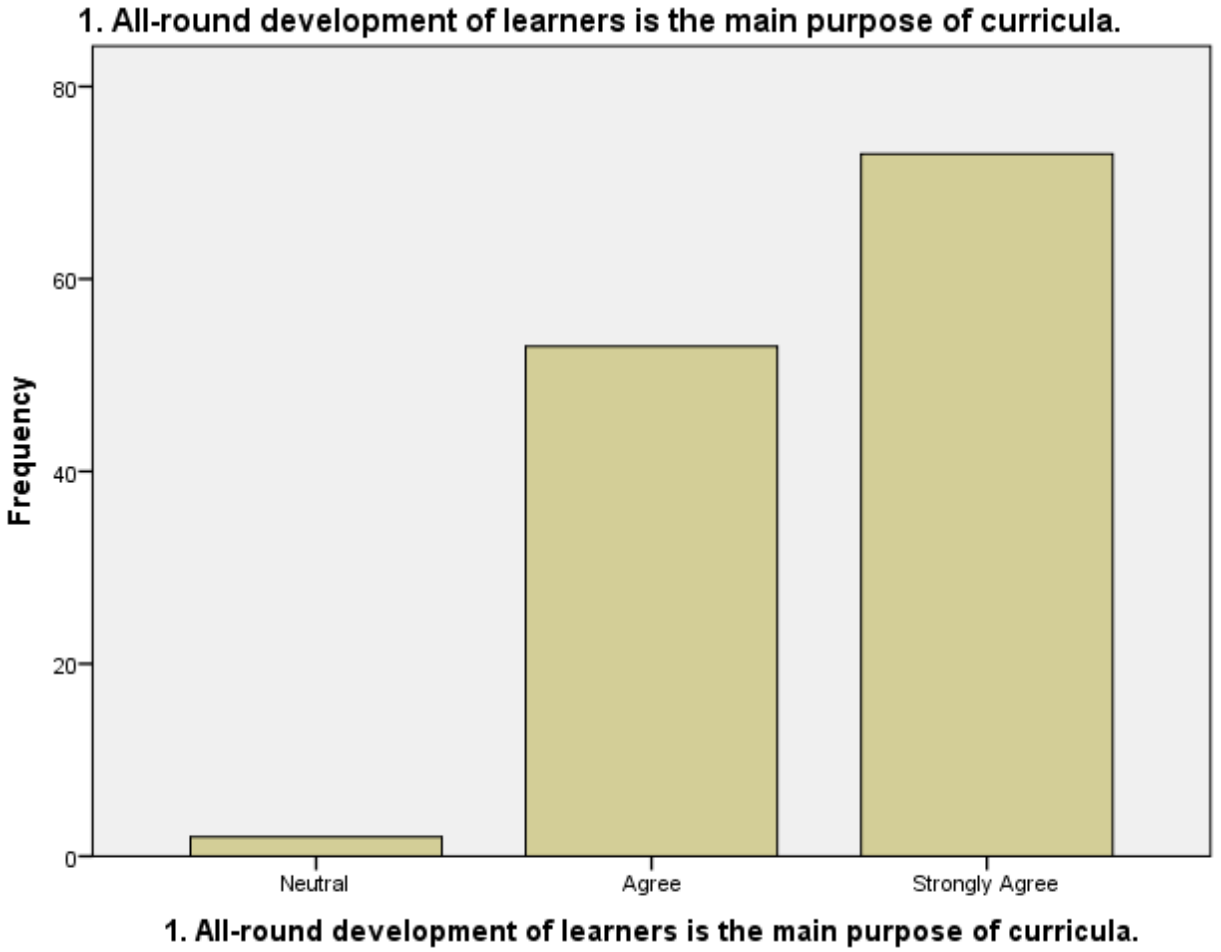
1. All-round development of learners is the main purpose of curricula.
Frequency
80
60
40
20
0
Neutral
Agree
Strongly Agree
1. All-round development of learners is the main purpose of curricula.

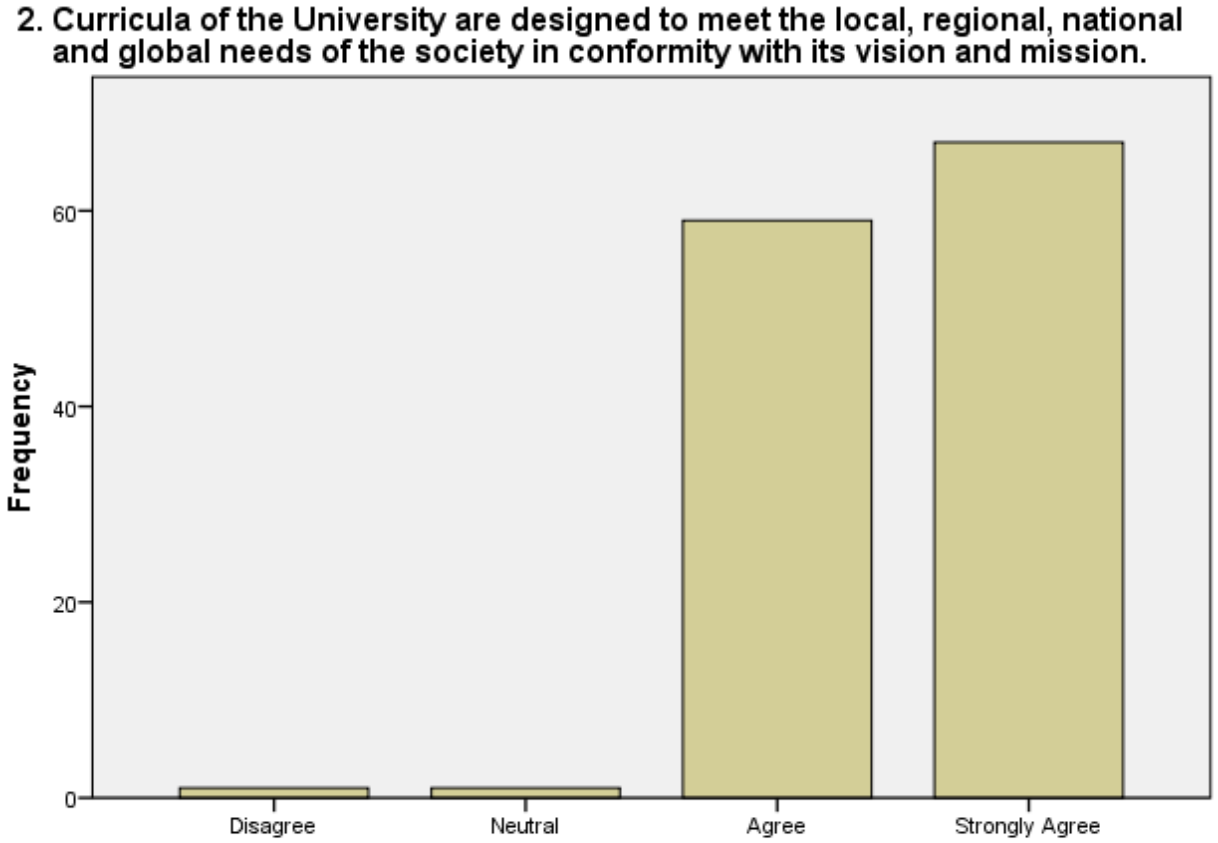

2. Curricula of the University are designed to meet the local, regional, national and global needs of the society in conformity with its vision and mission.

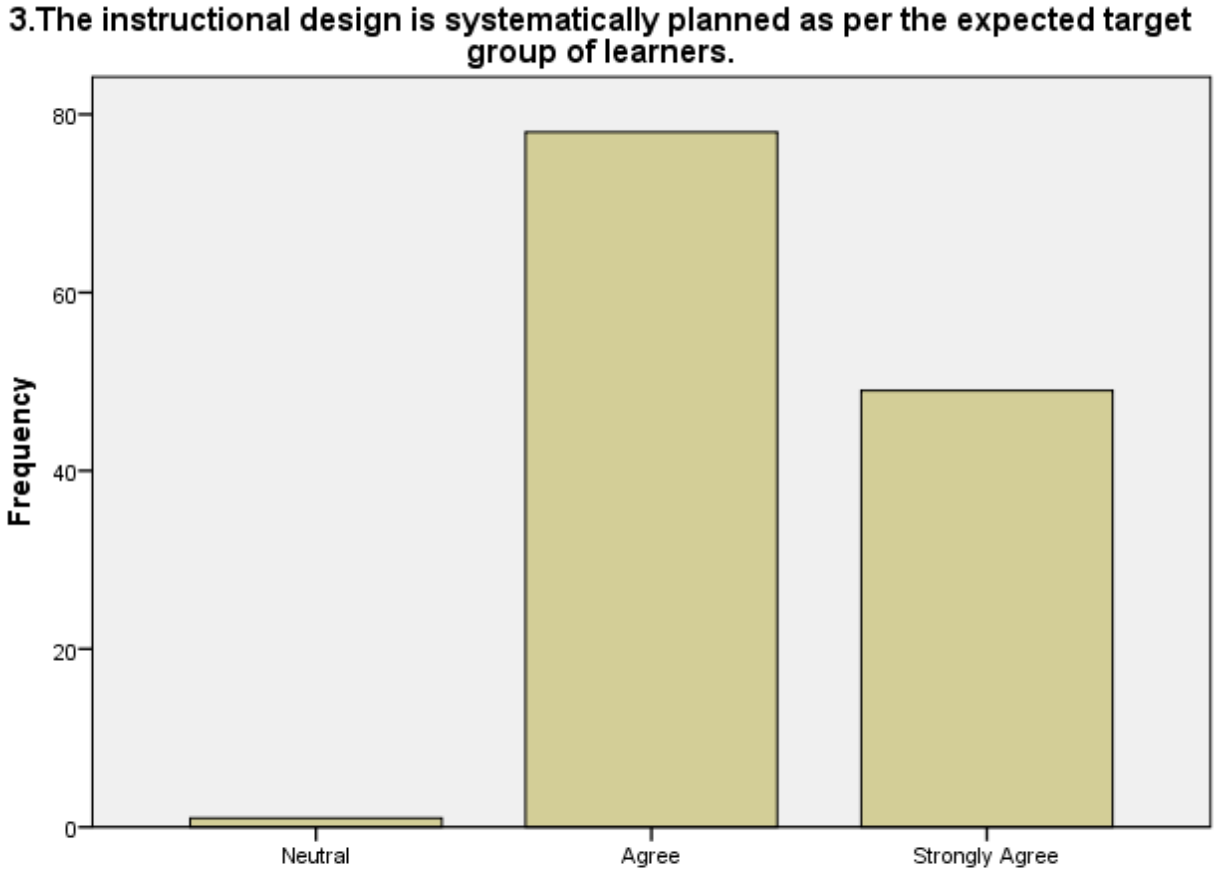

3.The instructional design is systematically planned as per the expected target group of learners.

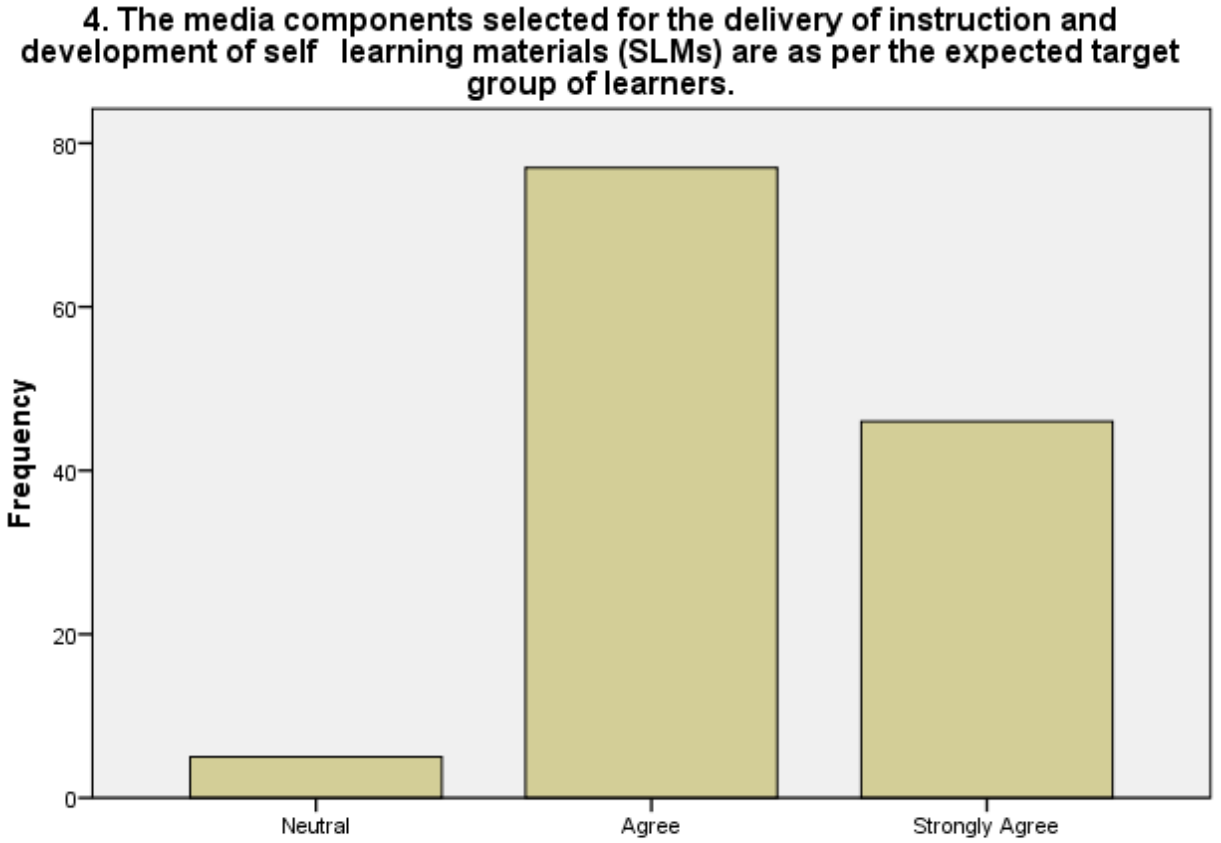

4. The media components selected for the delivery of instruction and development of self learning materials (SLMs) are as per the expected target group of learners.

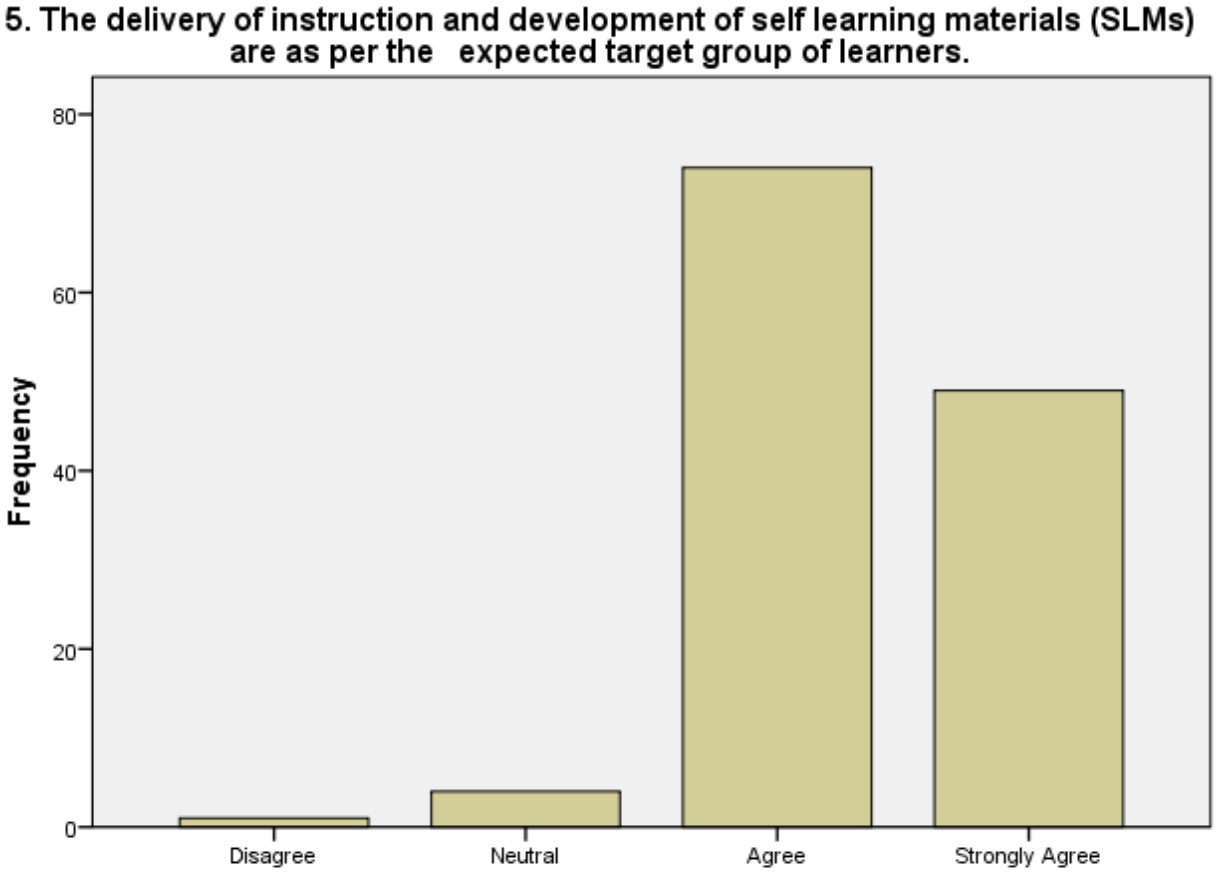

5. The delivery of instruction and development of self learning materials (SLMs) are as per the expected target group of learners.

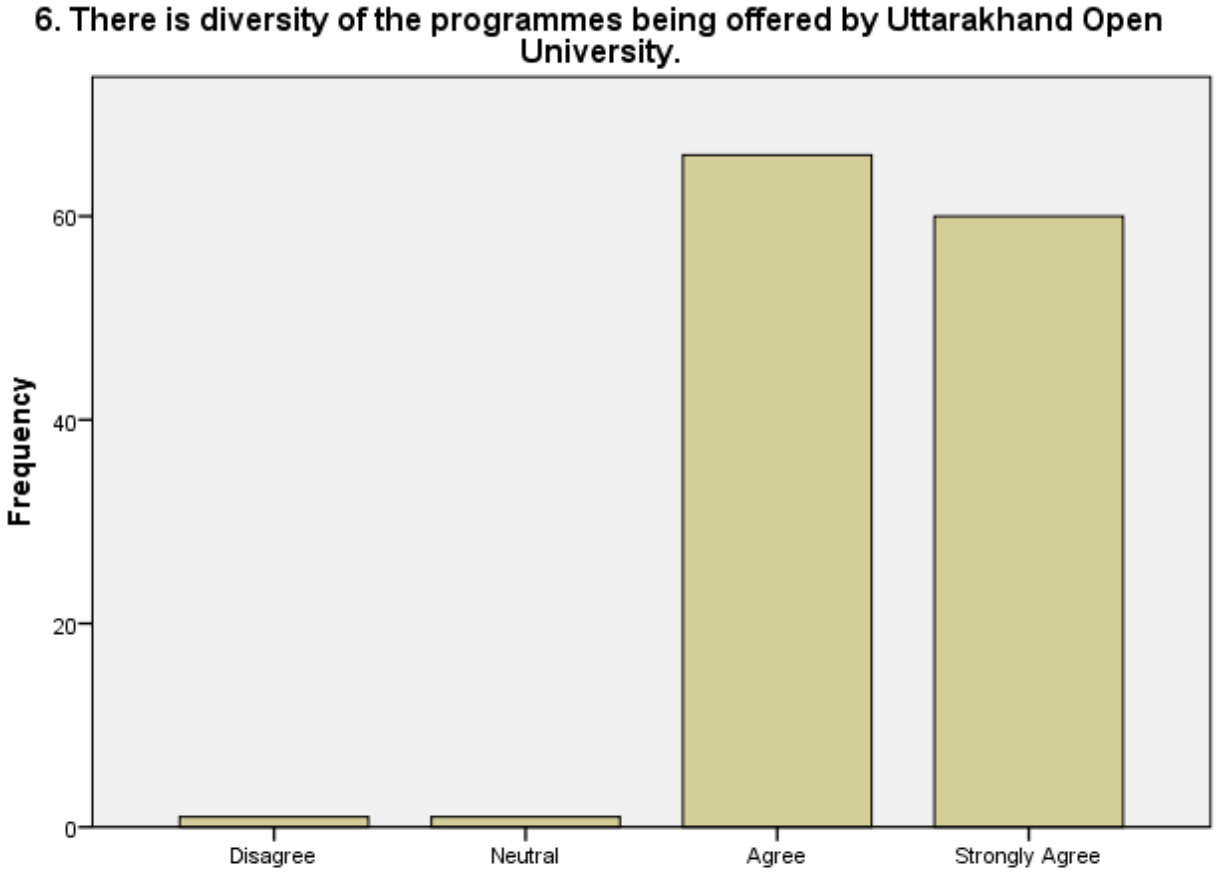

6. There is diversity of the programmes being offered by Uttarakhand Open University.

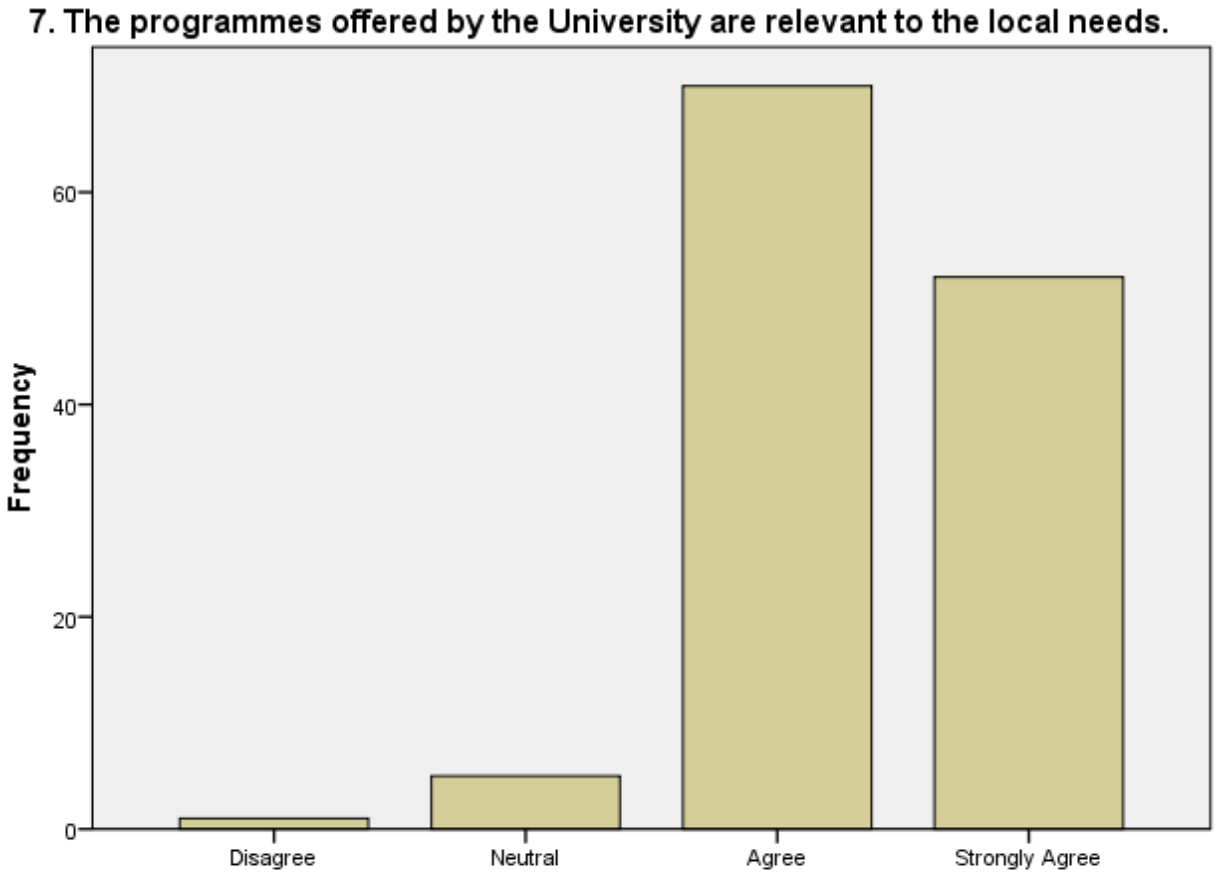

7. The programmes offered by the University are relevant to the local needs.

8. The learner centric methods are used by the institution to promote learning, enhanced problem solving skills, employability skills, life skills making learners ready for the real world.

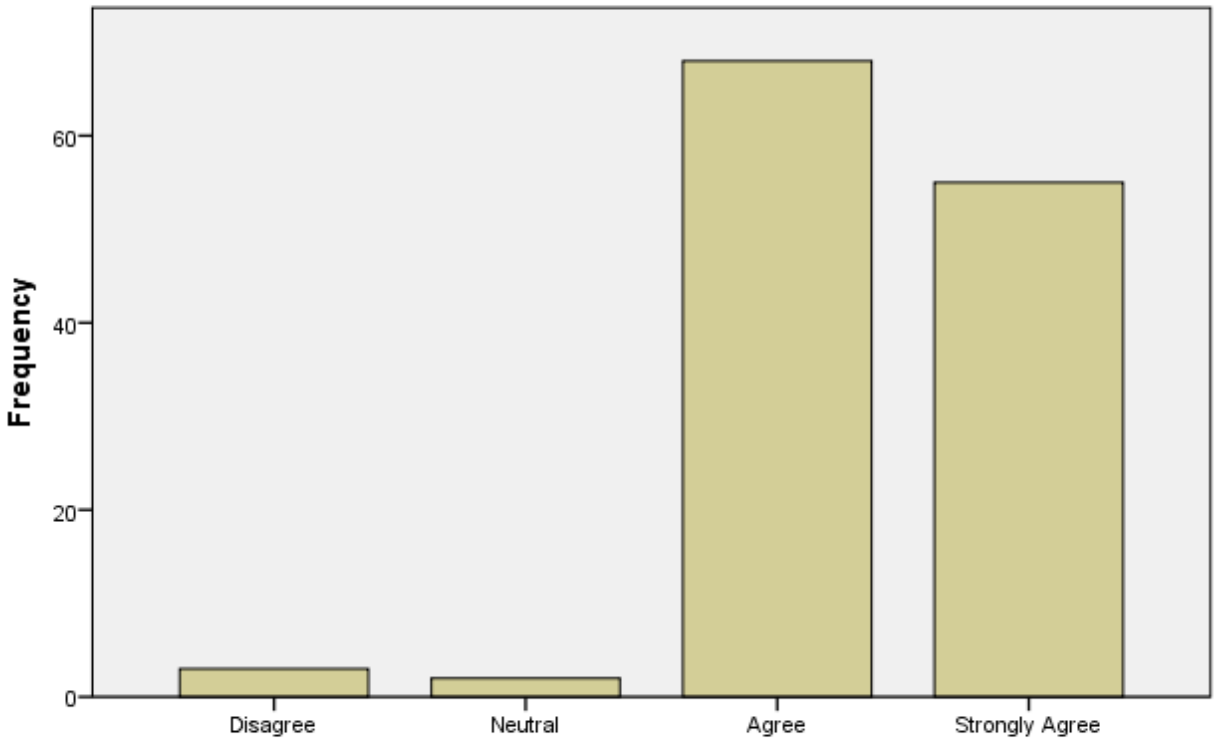

8. The learner centric methods are used by the institution to promote learning, enhanced problem solving skills, employability skills, life skills making learners ready for the real world.

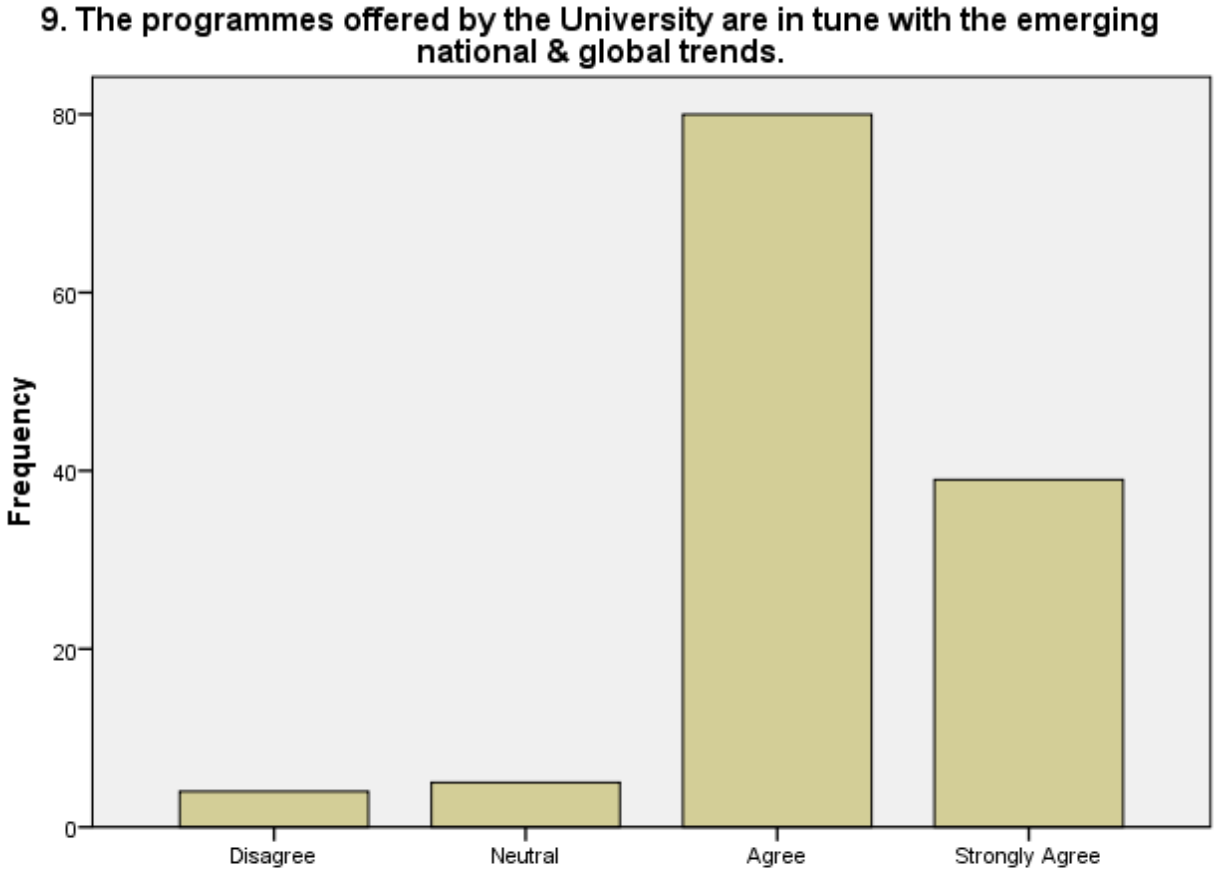

9. The programmes offered by the University are in tune with the emerging national & global trends.

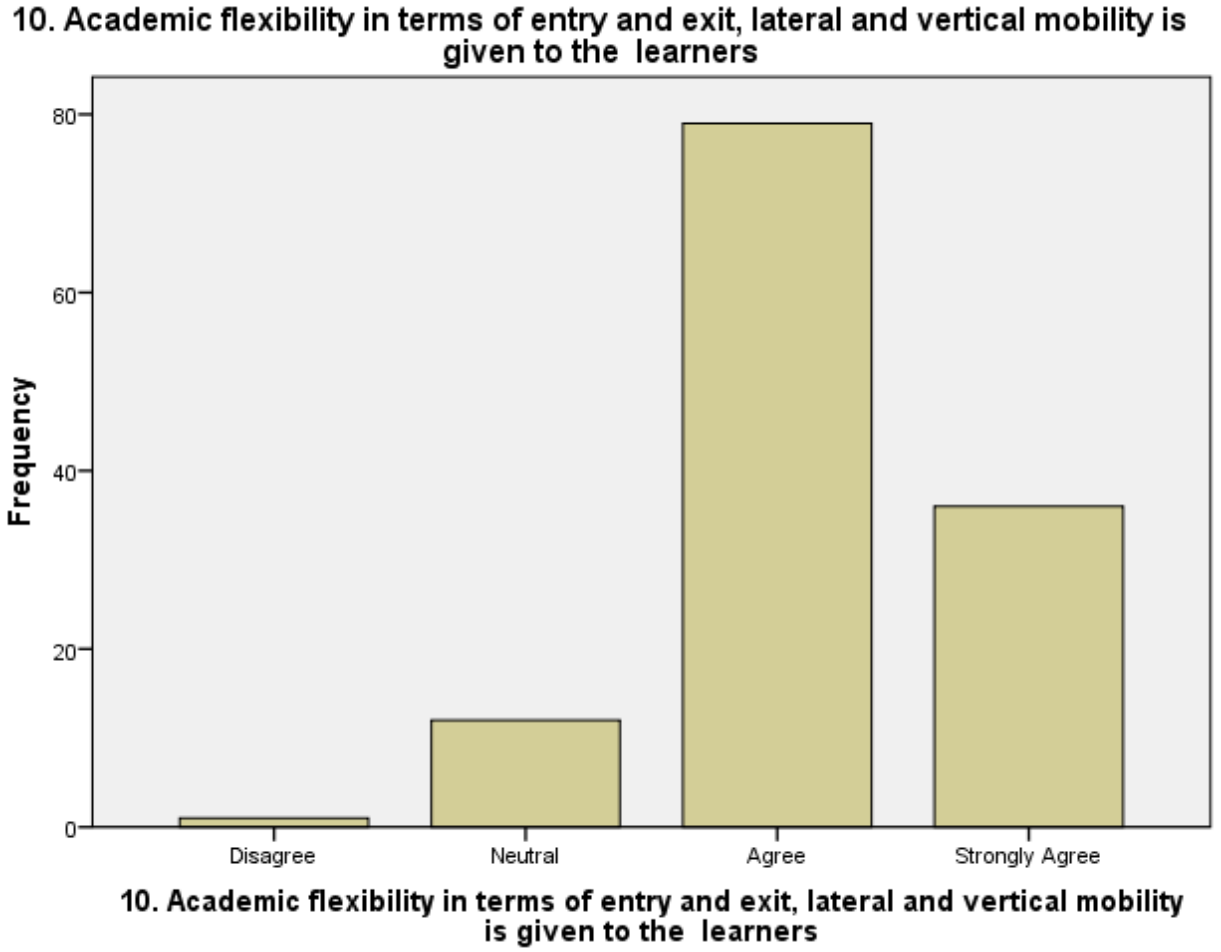
10. Academic flexibility in terms of entry and exit, lateral and vertical mobility is given to the learners
Frequency
80
60
40
20
0
Disagree
Neutral
Agree
Strongly Agree
10. Academic flexibility in terms of entry and exit, lateral and vertical mobility is given to the learners

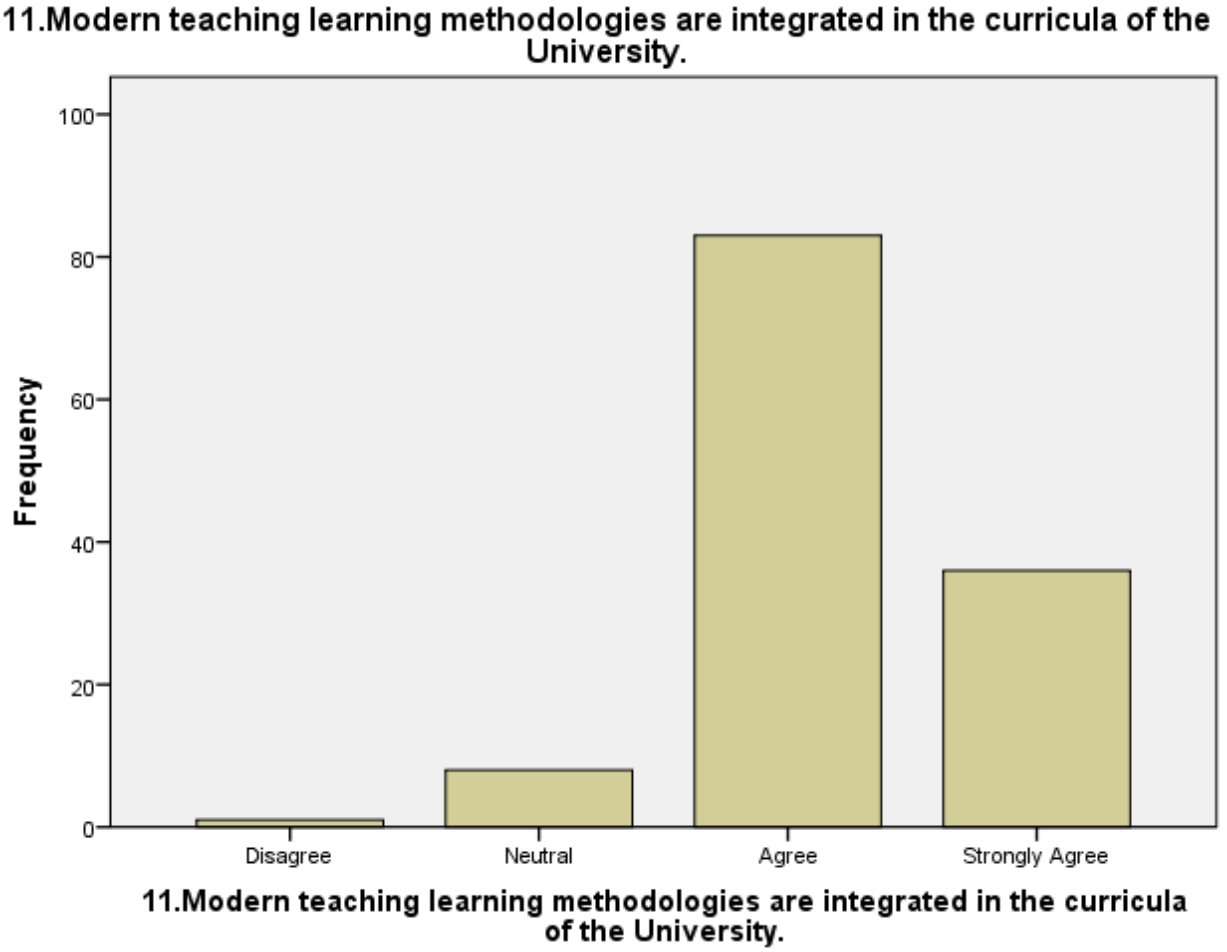
11.Modern teaching learning methodologies are integrated in the curricula of the University.
Frequency
100
80
60
40
20
0
Disagree
Neutral
Agree
Strongly Agree
11.Modern teaching learning methodologies are integrated in the curricula of the University.

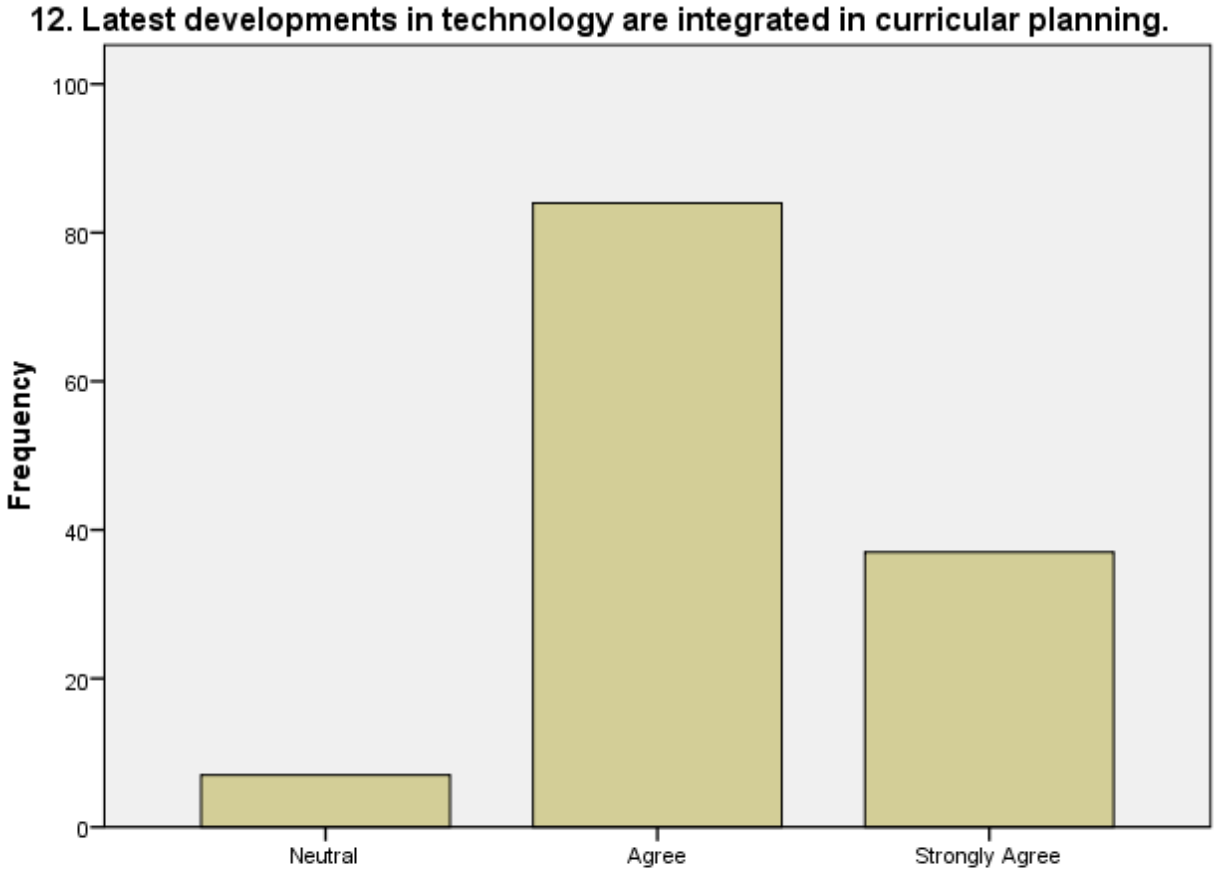

12. Latest developments in technology are integrated in curricular planning.

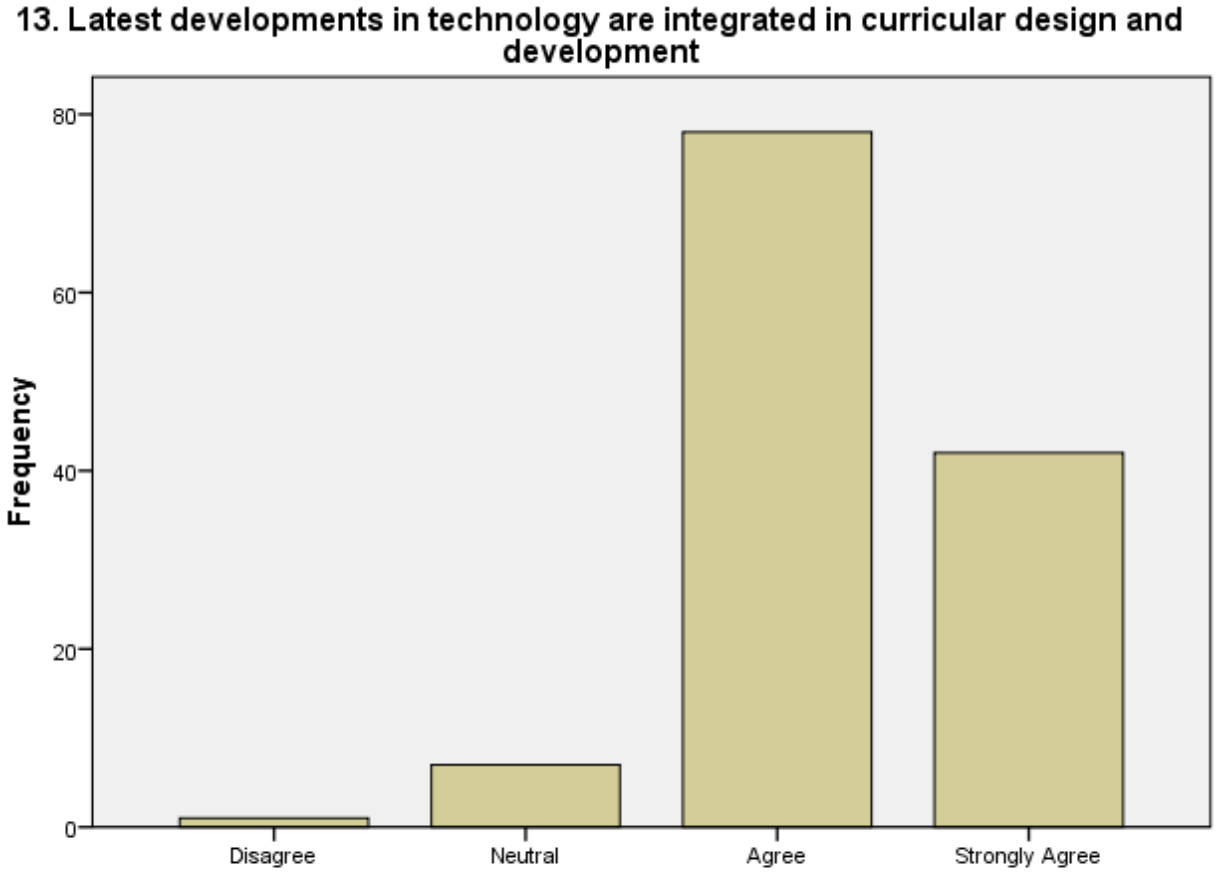

13. Latest developments in technology are integrated in curricular design and development

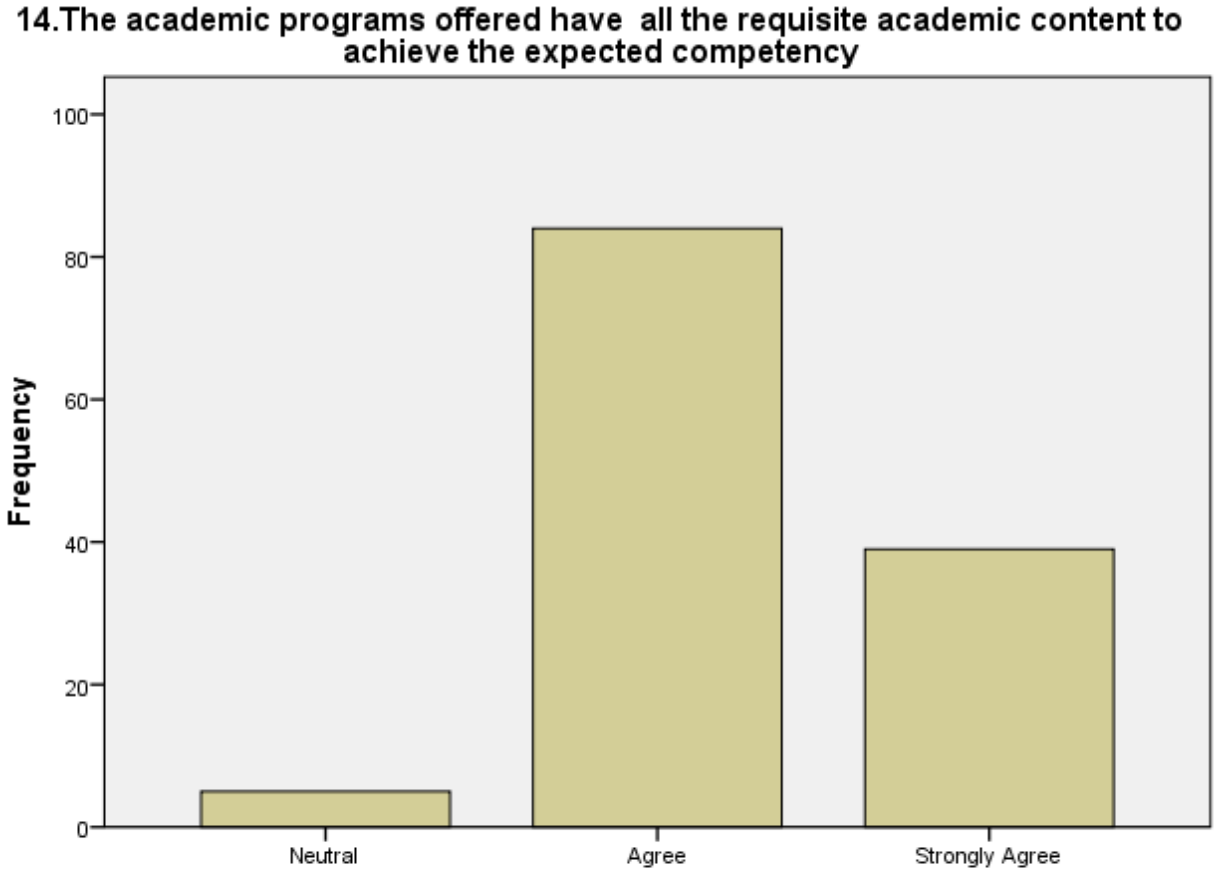

14.The academic programs offered have all the requisite academic content to achieve the expected competency

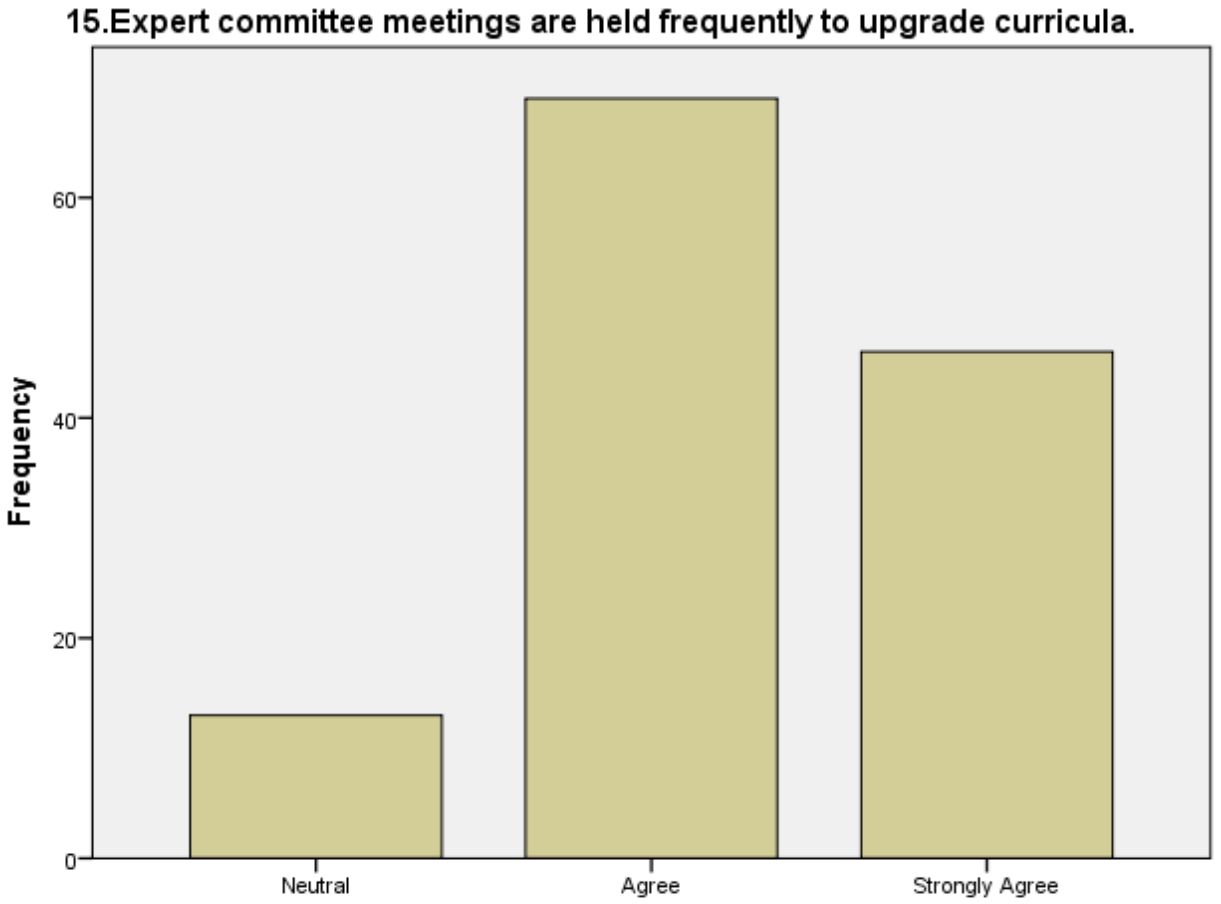

15.Expert committee meetings are held frequently to upgrade curricula.

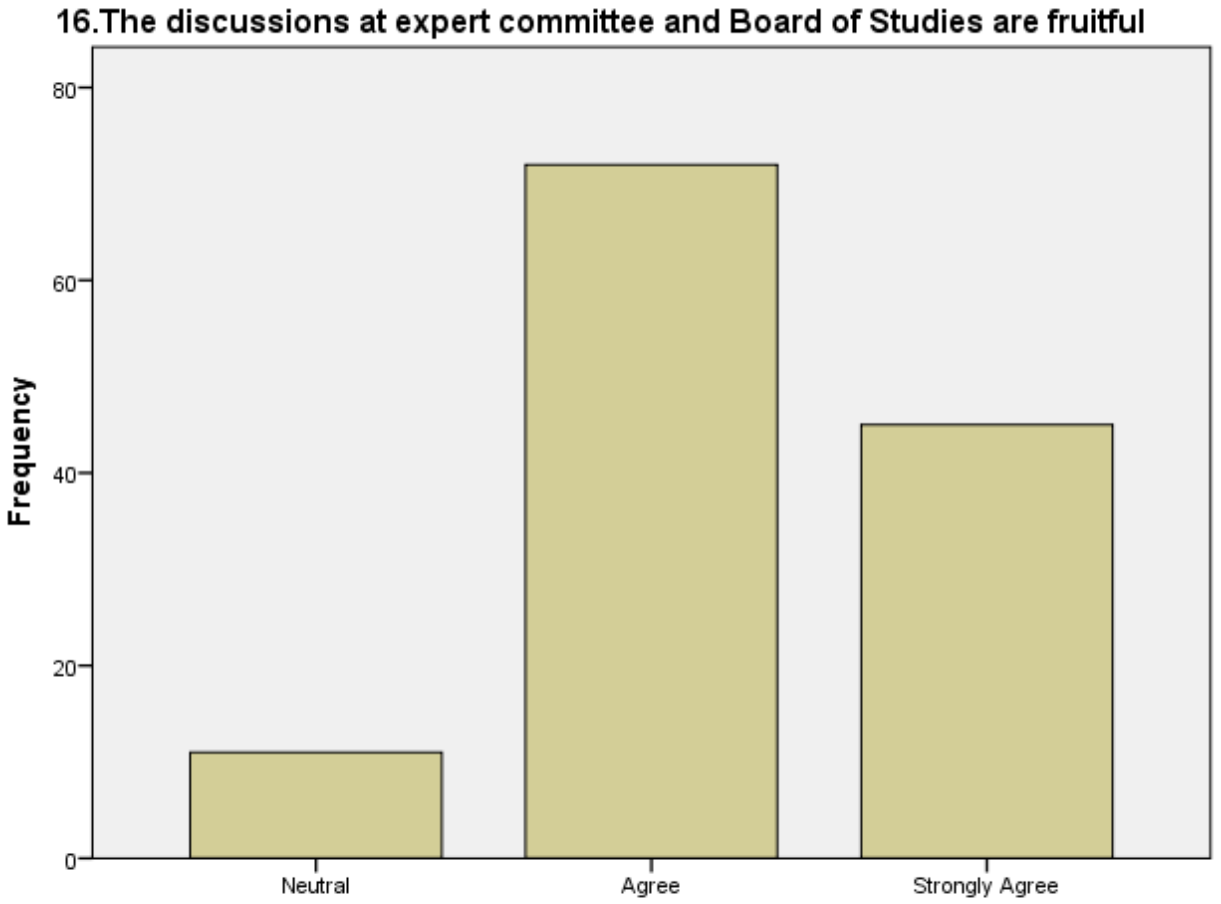

16.The discussions at expert committee and Board of Studies are fruitful

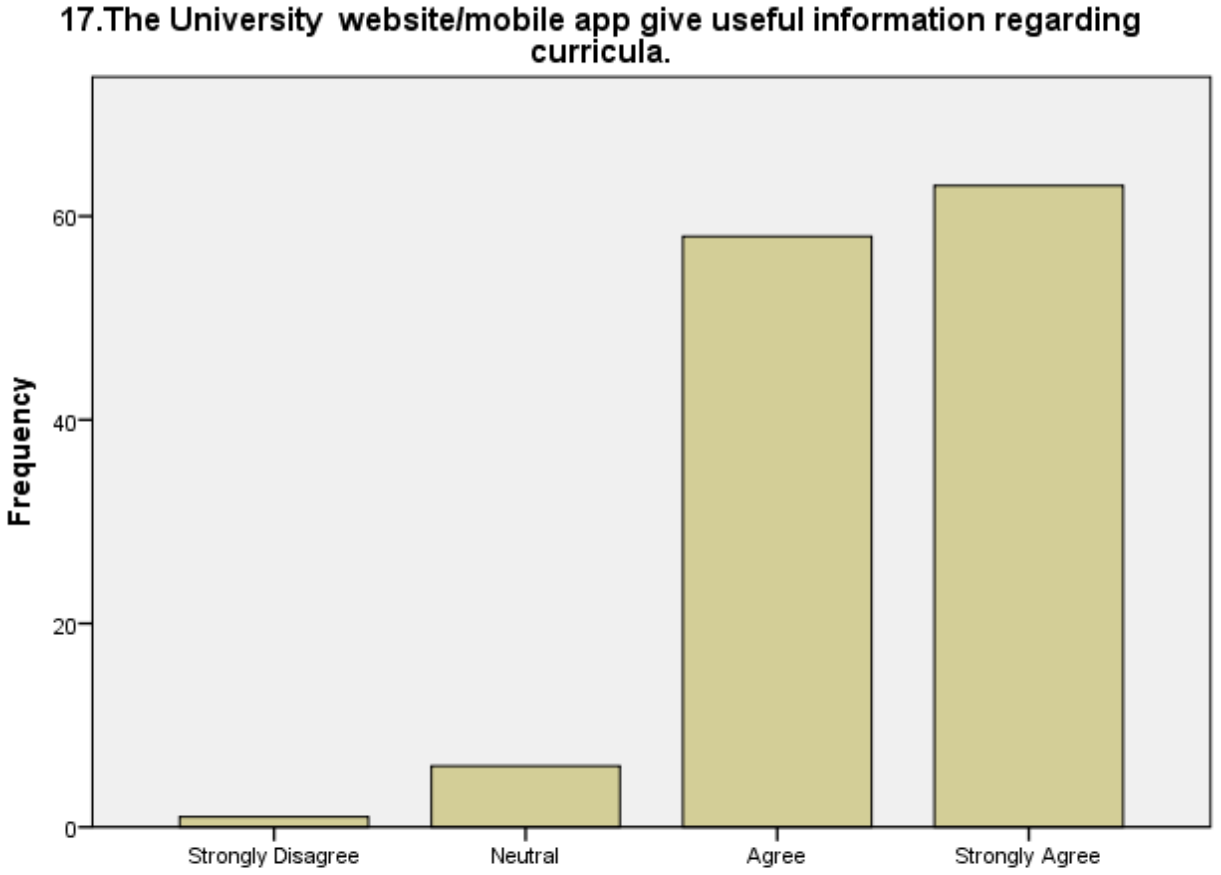

17.The University website/mobile app give useful information regarding curricula.

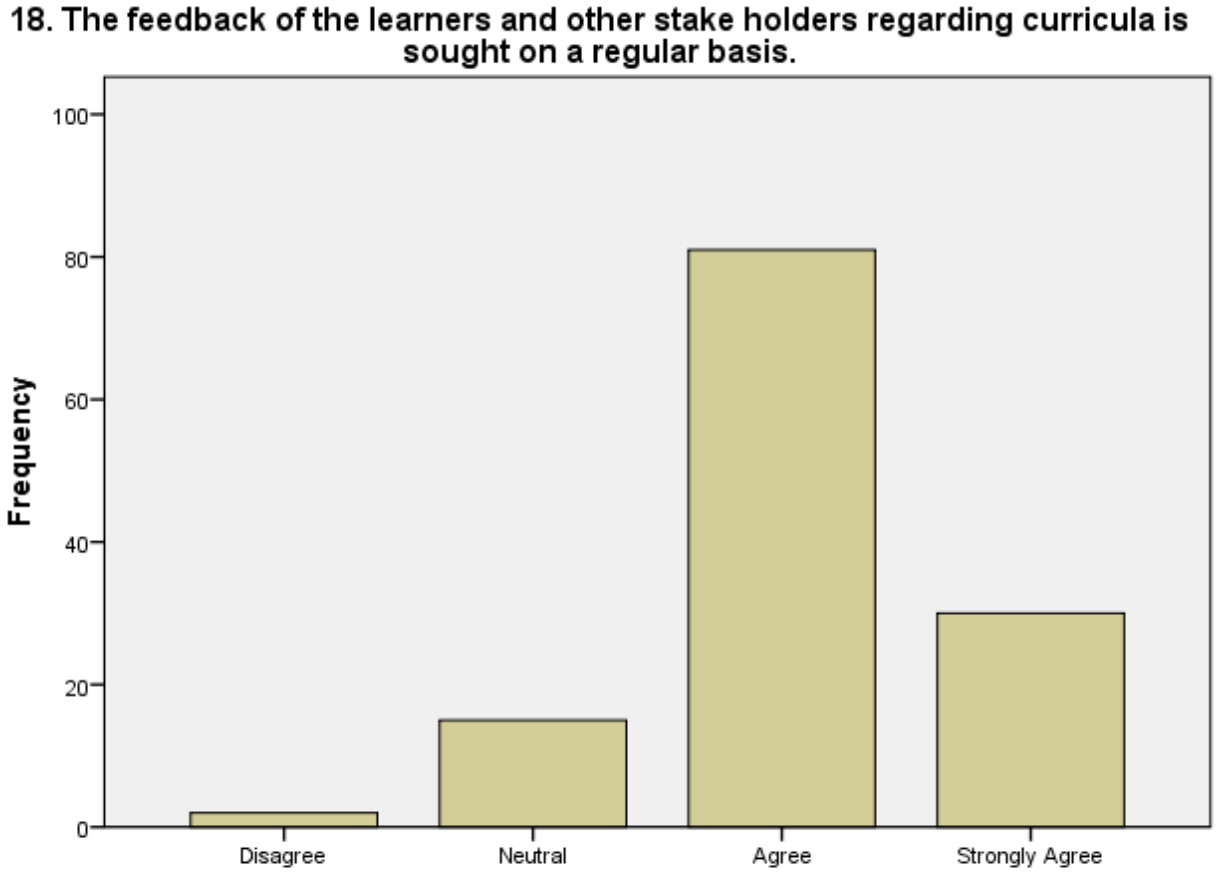

18. The feedback of the learners and other stake holders regarding curricula is sought on a regular basis.

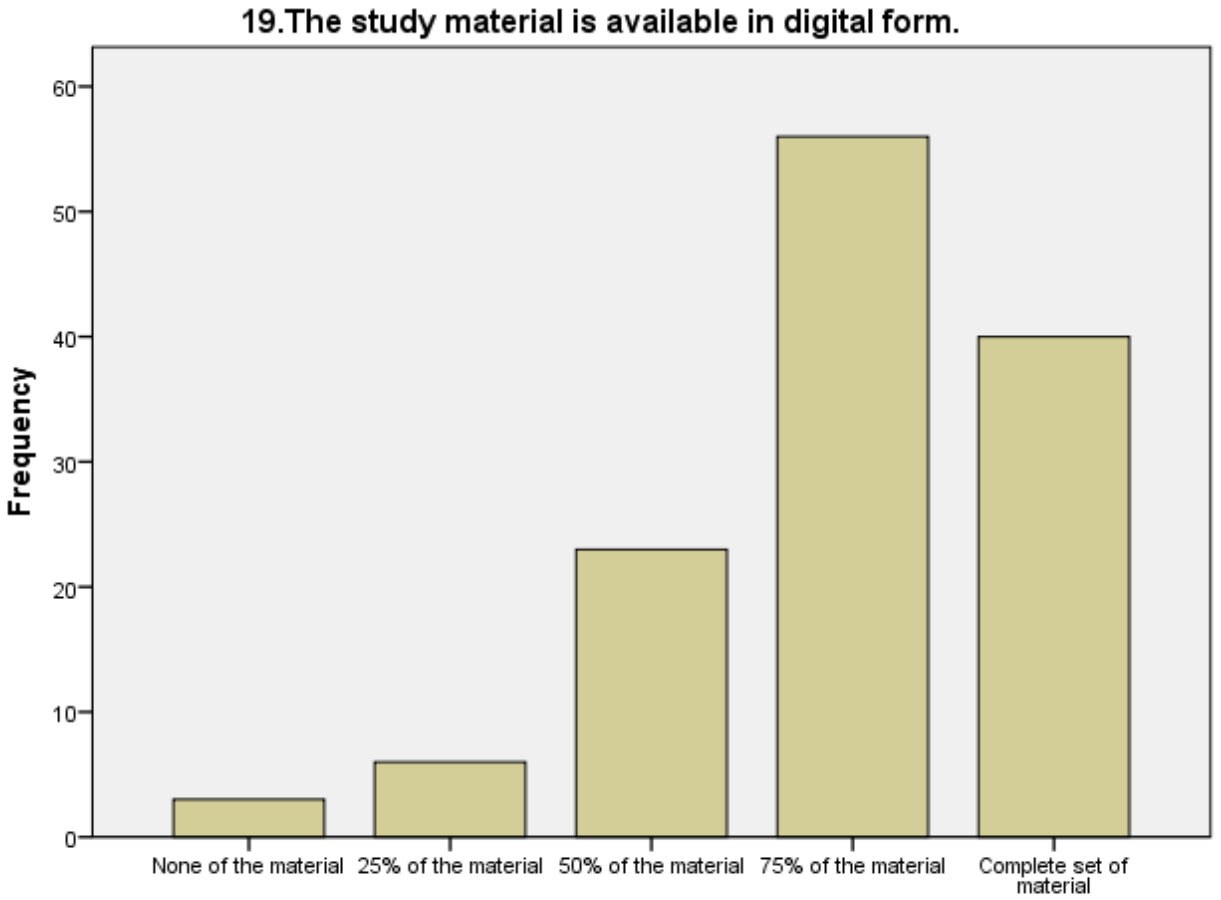

19.The study material is available in digital form.

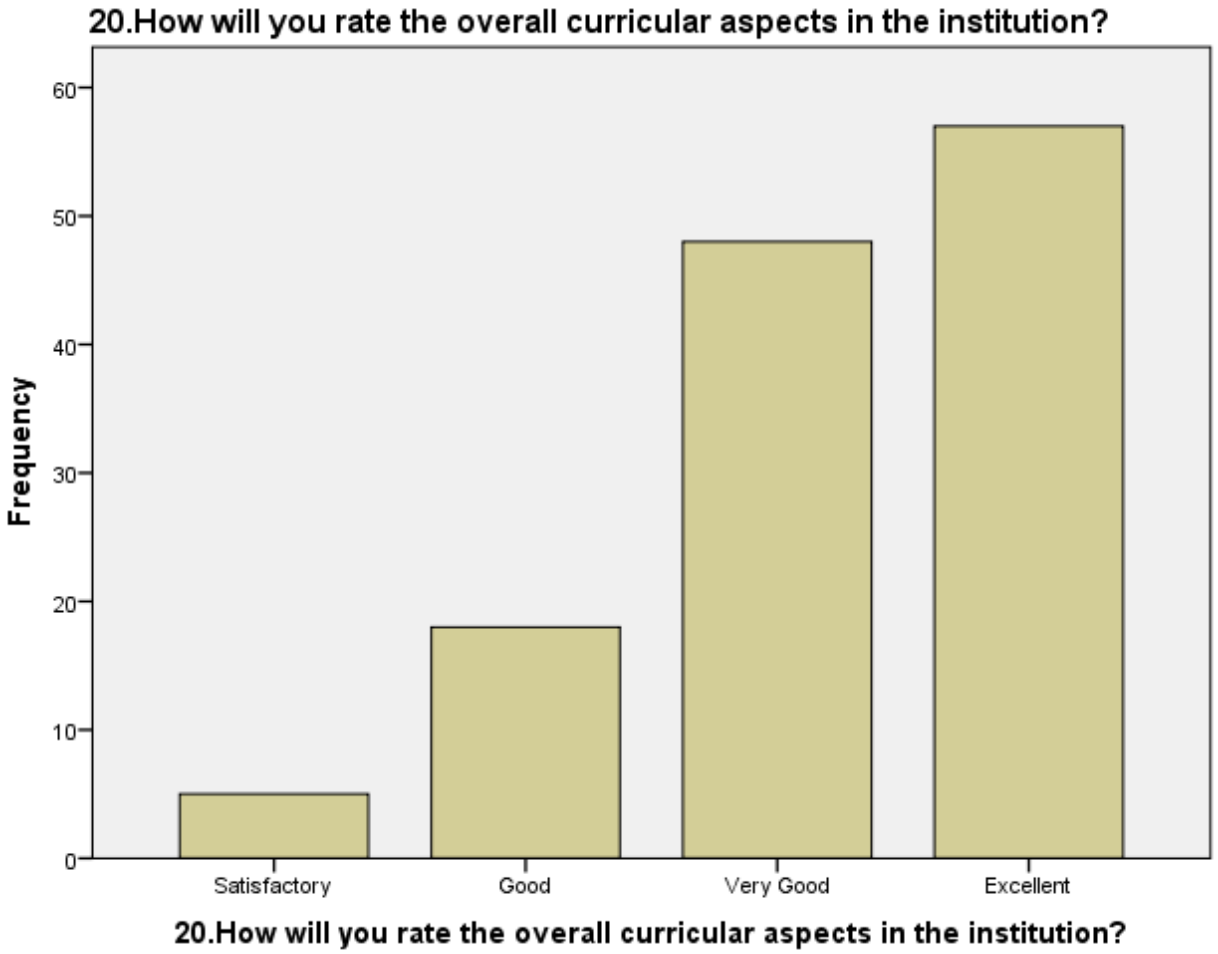

Frequencies

Notes

Output Created		17-FEB-2020 16:48:39
Comments		
Input	Active Dataset	DataSet1
	Filter	<none>
	Weight	<none>
	Split File	<none>
	N of Rows in Working Data File	128

Missing Value Handling	Definition of Missing	User-defined missing values are treated as missing.
	Cases Used	Statistics are based on all cases with valid data.
Syntax		FREQUENCIES VARIABLES=AgeCI /PIECHART FREQ /ORDER=ANALYSIS.
Resources	Processor Time	00:00:00.72
	Elapsed Time	00:00:00.81

```
[DataSet1] C:\Users\Acer\Desktop\priyanka\curriculum.sav
```

Statistics

AgeCI

N	Valid	128
	Missing	0

AgeCI

		Frequency	Percent	Valid Percent	Cumulative Percent
Valid	18-28	6	4.7	4.7	4.7
	28-38	58	45.3	45.3	50.0
	38-48	54	42.2	42.2	92.2
	48-58	8	6.3	6.3	98.4
	58-68	2	1.6	1.6	100.0
	Total	128	100.0	100.0	

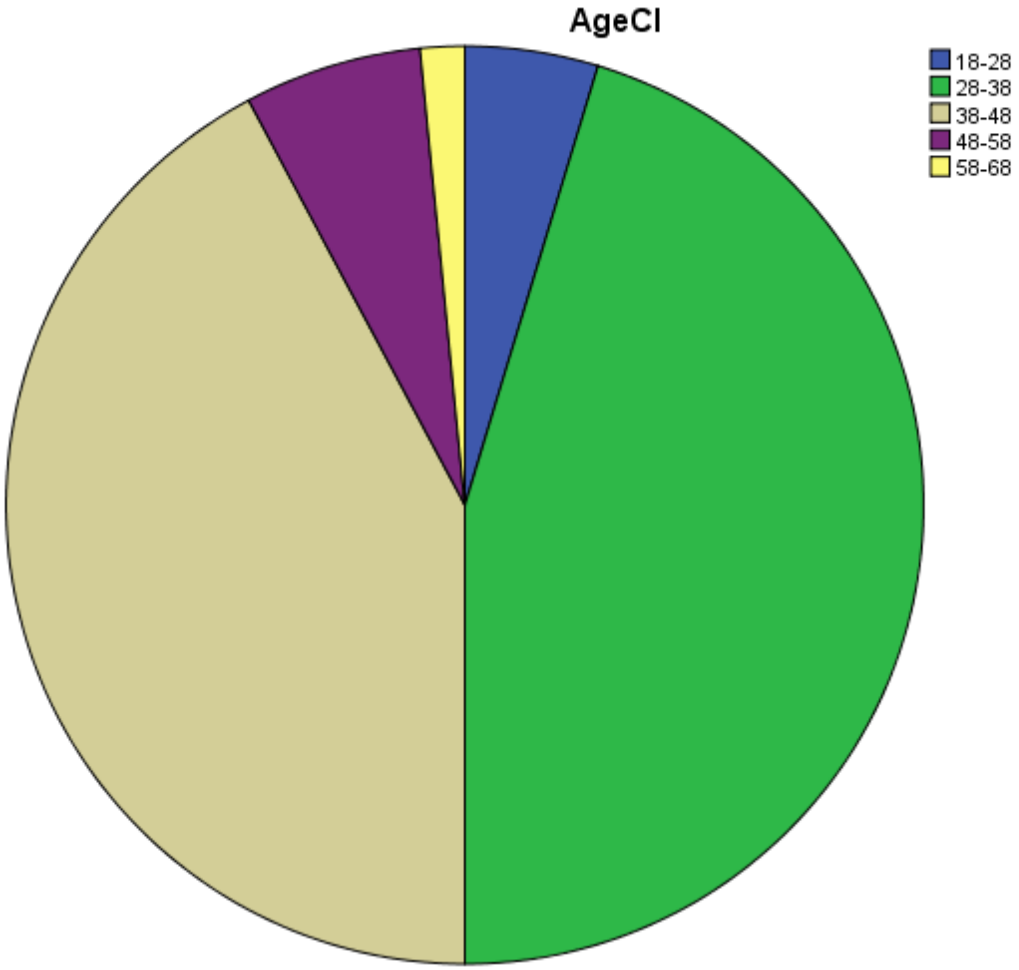


```
FREQUENCIES VARIABLES=presentocc
  /PIECHART FREQ
  /ORDER=ANALYSIS.
```

Present Occupation

	Frequency	Percent	Valid Percent	Cumulative Percent

Valid	Academic Counsellor	16	11.6	11.6	11.6
	Administrative Staff (Registrar/ COE/ F.O./ Technical/ Clerical/ etc.)	42	30.4	30.4	42.0
	Assistant Professor	1	.7	.7	42.8
	Employees	4	2.9	2.9	45.7
	Employers	3	2.2	2.2	47.8
	Learner	1	.7	.7	48.6
	Self Employed	1	.7	.7	49.3
	STUDY CENTRE COORDINATOR	2	1.4	1.4	50.7
	Subject Expert	2	1.4	1.4	52.2
	Teacher and/or Other Academics	65	47.1	47.1	99.3
	UOU, STUDY CENTRE COORDINATOR	1	.7	.7	100.0
	Total	138	100.0	100.0	

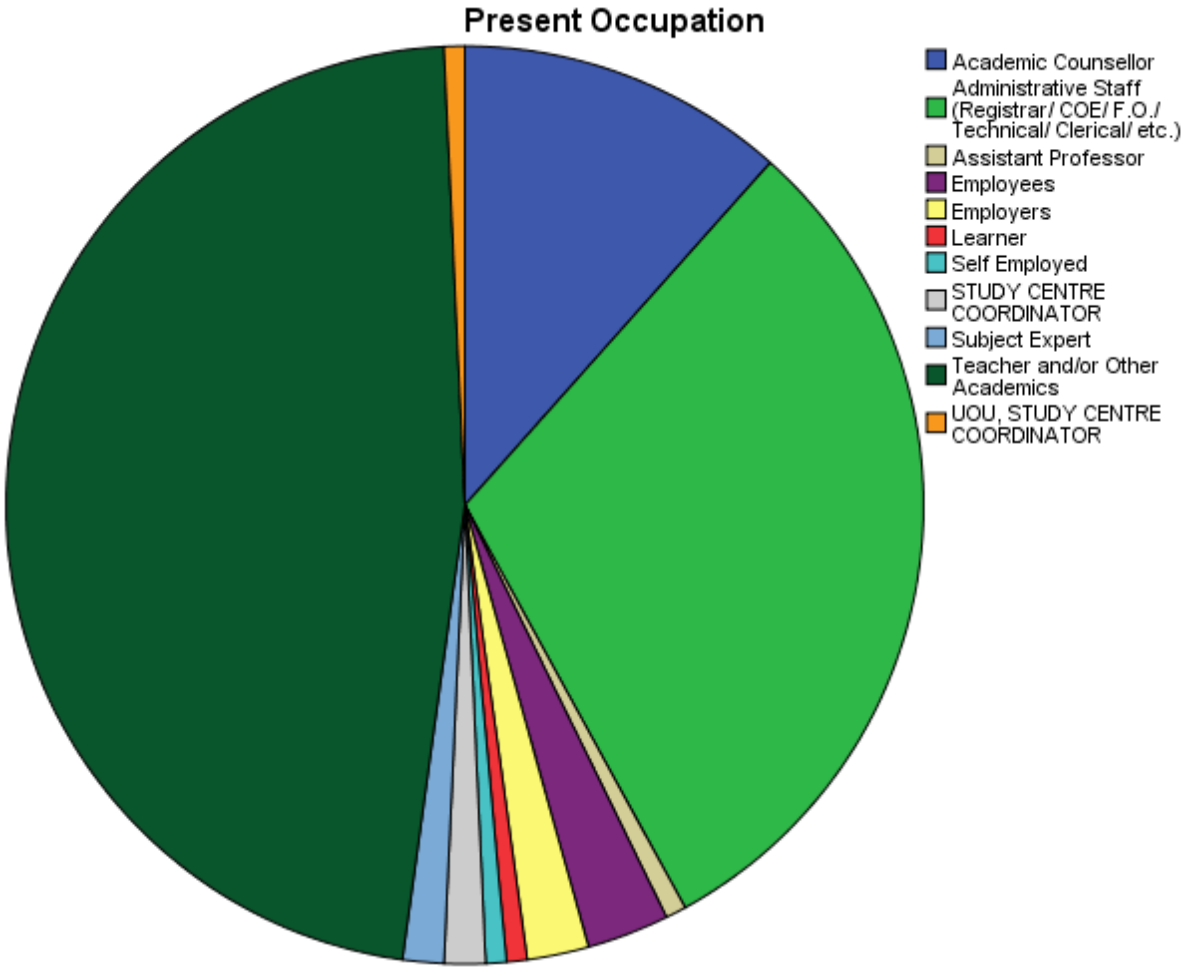
Present Occupation
Academic Counsellor
Administrative Staff (Registrar/ COE/ F.O./ Technical/ Clerical/ etc.)
Assistant Professor
Employees
Employers
Learner
Self Employed
STUDY CENTRE COORDINATOR
Subject Expert
Teacher and/or Other Academics
UOU, STUDY CENTRE COORDINATOR